MANIPUR STATE PROFILE

The word Manipur is derived from two words, “Mani” meaning ‘Jewel’ and “Pur” meaning “City or Place”. Pandit Jawaharlal Nehru called Manipur the ‘Jewel of India’ while Lord Irwin described it as the Switzerland of India’. It is bounded by Nagaland to the north, Mizoram to the south, and Assam to the west, Myanmar (Sagaing Region and Chin State) lies to its east. The state covers an area of 22,327 square kilometres (8,621 sq miles) and as per Census 2011, it has a population of 28.56 Lakhs. The rural and urban population is 70.79% and 29.21%, respectively.Sex Ratio in Manipur is 985 i.e. for each 1000 male. Manipur has been at the crossroads of Asian economic and cultural exchange for more than 2,500 years. It has long connected the Indian subcontinent to Southeast Asia, China (or East Asia), Siberia, Micronesia and Polynesia, enabling migration of people, cultures, and religions.

Districts of Manipur

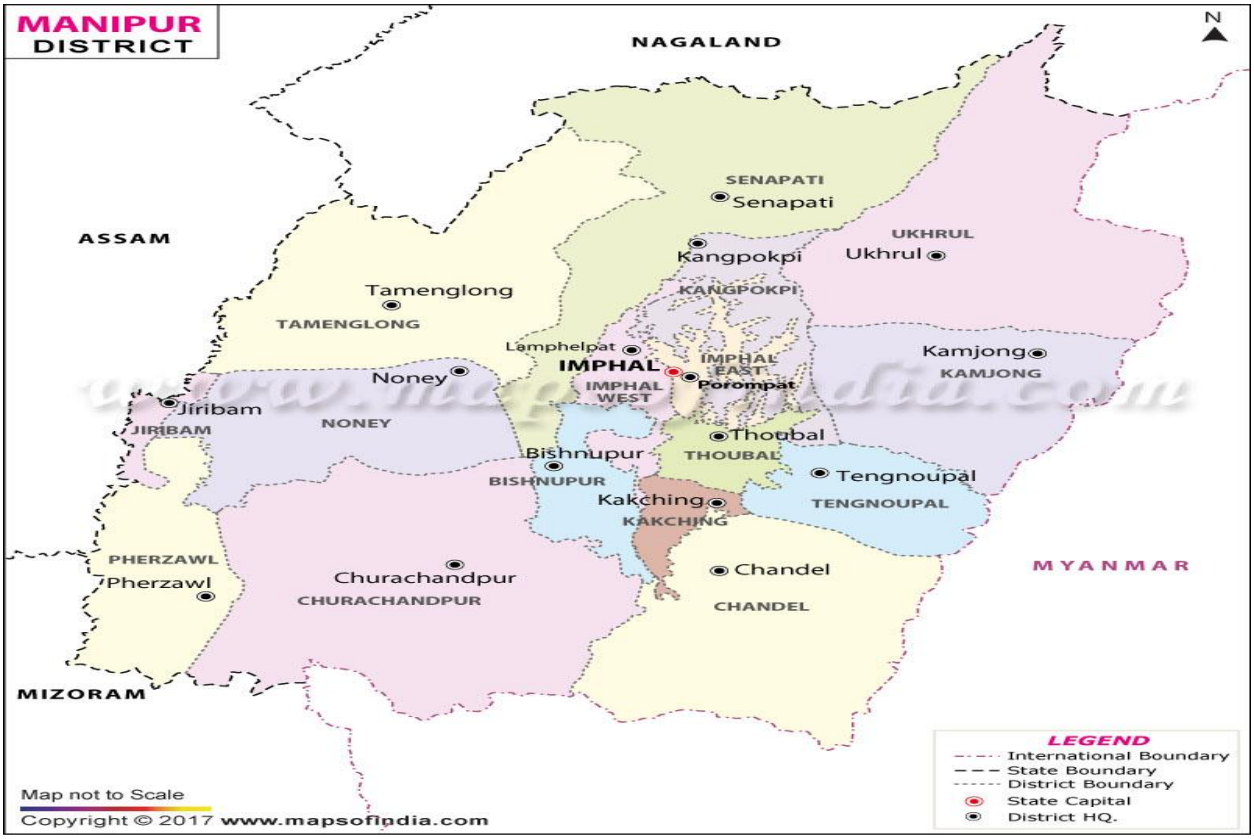

1. Bishnupur	5. Imphal West	9. Kangpokpi	13. Tamenglong
2.Chandel	6. Jiribam	10. Noney	14. Tengnoupal
3. Churachandpur	7. Kakching	11.Pherzwal	15. Thoubal
4. Imphal East	8. Kamjong	12 Senapati	16. Ukhrul

Manipur State

Selected Economic Indicators.

Sl. No.	Items	Ref. Year	Unit	Particulars
1.	Geographical Area	2011 Census	'000 Sq. Km.	22.327
2.	Population	2011 Census	Lakh No.	28.56
3.	Density	-do-	Persons per Sq. Km.	128
4.	Sex Ratio	-do-	Females per '000 Males	985
5.	Percentage of Urban Population to the total population	-do-	Percentage	29.21
6.	Average Annual Exponential Growth Rate	2001-2011	-do-	2.19
7.	Population Below Poverty Line (As per Planning Commission estimates)	1999-2000	-do-	36.9
8.	Literacy rate : (i) Persons (ii) Male (iii) Female	2011 Census	-do-	i) 76.94 ii) 83.58 iii) 70.26
9.	Gross State Domestic Product (GSDP) at factor cost : (i) At Market prices(2024-2025)	2024-2025	Rs. in Lakhs	5214376
10.	Net State Domestic Product (NSDP) at factor cost (i) At Market prices(2024-2025)	-do-	-do-	4641941
11.	Per Capita NSDP (i) At Market prices(2024-2025)	-do-	In Rs.	142086
12.	Index of Agricultural Production (Base: Triennium ending =100)	2021-2022 (Provisional)	'000 tonnes	463.46
13.	Total cropped area	2023-2024	'000 hectares	87.32
14.	Net area sown	-do-	-do-	191.46
15.	Index of Industrial Production (Base :)	2021-2022	General Index	106.7
16.	Post office per lakh population	2024 (September)	No.	25
17.	Avg. Population per Bank Branch	2024 (September)	Nos.	10777
18.	Employment on organised sector			
19.	(i) Public Sector	As on 31st March, 2011	Lakhs	0.76
20.	(ii) Private Sector	As on 31st March, 2011	Lakhs	0.03

District-wise Population, Sex-ratio, Density etc (As per 2011 Census).

Sl. No.	DISTRICT	Population	Sex Ratio per '000 males	Density per Sq. Km.	Scheduled Caste			Scheduled Tribe		
					Total	Male	Female	Total	Male	Female
1	KAKCHING	4,22,168	998	708	33,969	16,640	17,329	4,274	2,200	2,074
2.	THOUBAL									
3	TENGNOUPAL	1,44,182	981	36	210	107	103	1,08,779	54,692	54,087
4.	CHANDEL									
5	PHERZAWL	2,74,143	944	50	205	179	26	2,12,482	1,07,002	1,05,480
6.	CHURACHANDPUR									
7	KANGPOKPI	4,79,148	935	87	238	143	95	1,22,791	61,785	61,006
8.	SENAPATI									
9.	IMPHAL WEST	5,14,683	1004	856	13,276	6,646	6,630	21,118	10,478	10,640
10	JIRIBAM	4,56,113	991	557	10,409	5,374	5,035	24,712	12,382	12330
11.	IMPHAL EAST									
12.	BISHNUPUR	2,40,363	993	420	1,727	842	885	6,143	3,064	3,079
13	NONEY	1,40,651	922	25	3	X	3	1,06,349	54,020	52,329
14.	TAMENGLONG									
15	KAMJONG	1,83,998	916	31	210	X	X	1,34,493	68,696	65,797
16.	UKHRUL									
TOTAL		28,55,794	8684	2770	60,247	29,931	30,106	56,247	2,67,317	2,61,342

***** Information collected from respective state Govt. website…***

MANIPUR STATE: ACHIEVEMENT VERSUS NATIONAL NORMS

As on 30.09.2024

PARAMETERS	NATIONAL NORMS (%)	State Position (%)
C D RATIO	60	85
CREDIT + INV. : DEPOSIT RATIO	60	98
PRI. SECTOR ADV. TO TOTAL ADV.	40	27
AGL. ADV. TO TOTAL ADV.	18	9

Chart Level of Deposits and Credits in the state during the last five years

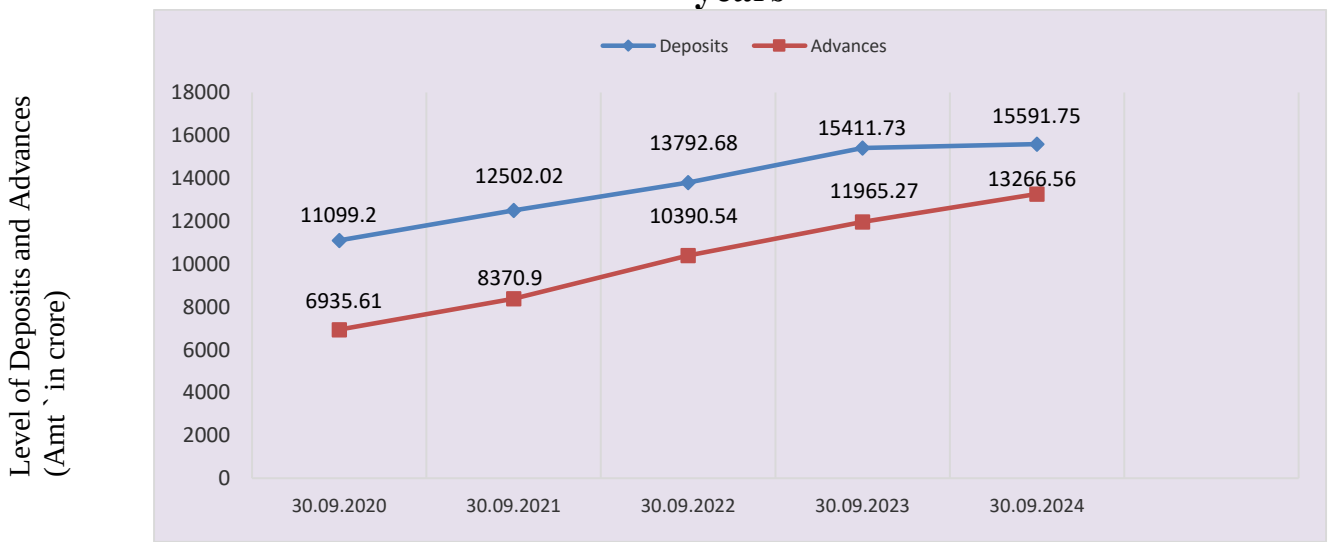

Level of AGL Advances in the state during the last five years

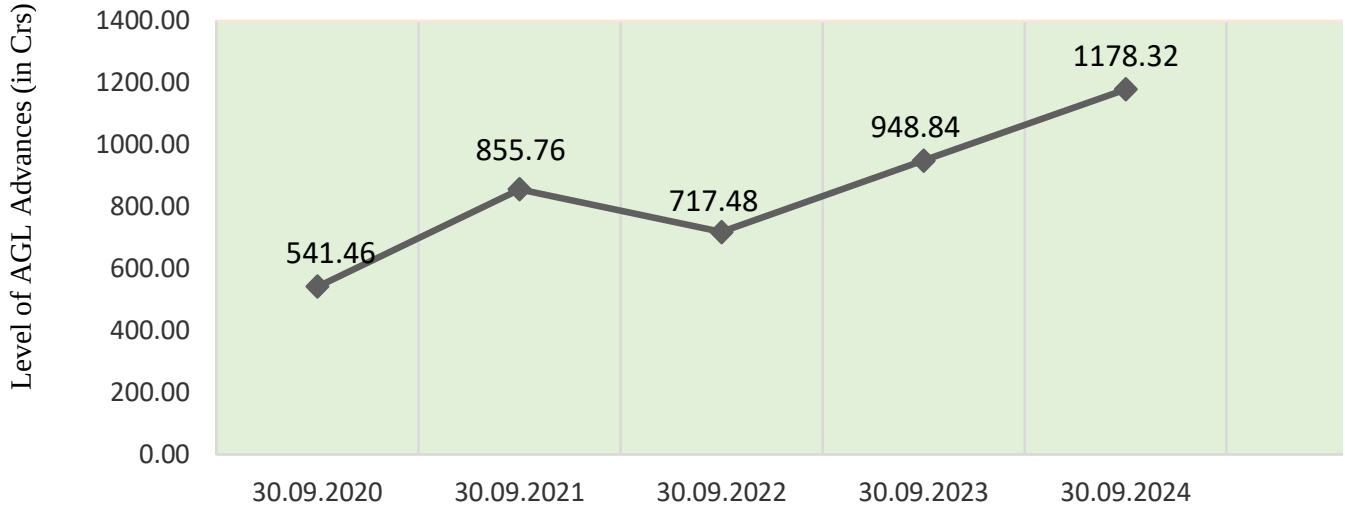

Manipur: Details of Banking Profile for FY (2024-2025) as on 30.09.2024

Amount Rs in Lakhs

Profile	Public. Bank	Private. Bank	RRBs	Co-op Banks	Small Finance Bank	Payment Banks	NEDFi / RIDF	Total
Branch Network	153	55	27	15	6	9	0	265
Aggregate Deposit(D)	1128785.22	338504.94	47440.82	36439.09	7329.72	0	0	1558499.79
Total Advances inc. Credit Utilize	1047471.87	217466.92	30923.68	27696.28	3157.19	0	0	1326715.94
CD Ratio (CDR2)	92.80	64.24	65.18	76.01	43.07	0	0	85.13
Priority Sector (PS) Advances	231225.10	81478.97	23830.75	25406.74	2947.58		0	361941.56
% to Total Advances	22.07	37.47	77.06	91.73	100.00	0	0	27.28
Adv. to Agriculture (PS)	55281.11	31968.34	12650.56	17851.63	80.75		0	117832.39
% to Total Advances	5.28	14.70	40.91	64.45	2.56	0	0	8.88
Adv. to MSME Sector (PS)	130351.31	42438.91	9508.03	5138.05	2866.83		0	190303.13
% to Total Advances	12.44	19.52	30.75	18.55	90.80	0	0	14.34
Adv. to Other Priority Sector (PS)	45592.68	7071.72	1672.16	2417.06	0.00	0	0	56753.62
% to Total Advances	4.35	3.25	5.41	8.73	0.00	0	0	4.28

Bankwise Position of Branches / ATM / Banking Outlets / BC Report of Manipur in the FY-2024-2025 as on date 30-09-2024

Sl No.	Bank Name	ATM			Total ATM	Branch			Total Branch	B/C		
		ATM Rural	ATM Semi-Urban	ATM Urban		Branch Rural	Branch Semi-Urban	Branch Urban		B/C Total	B/C Fix	B/C Other
1	BOB	13	0	4	17	9	0	7	16	31	31	0
2	BOI	4	1	2	7	3	2	1	6	4	4	0
3	BOM	0	1	0	1	0	1	1	2	0	0	0
4	CAN	1	1	1	3	3	2	2	7	5	5	0
5	CBI	1	1	1	3	4	2	2	8	13	0	13
6	IND	1	2	0	3	3	2	1	6	12	3	9
7	IOB	0	1	2	3	1	1	1	3	4	4	0
8	PNB	4	3	15	22	7	8	7	22	211	0	211
9	PSB	3	2	1	6	3	2	1	6	0	0	0
10	SBI	65	137	32	234	41	13	9	63	248	207	41
11	UCO	6	3	2	11	6	4	3	13	10	10	0
12	UNI	0	0	1	1	0	0	1	1	1	1	0
Public	**Total**	**98**	**152**	**61**	**311**	**80**	**37**	**36**	**153**	**539**	**265**	**274**
1	AXIS	3	5	9	17	2	5	4	11	116	8	108
2	BAND	0	0	1	1	3	3	3	9	0	0	0
3	HDFC	4	3	4	11	5	4	6	15	94	89	5
4	ICICI	4	2	9	15	4	2	4	10	0	0	0
5	IDBI	4	0	2	6	4	0	1	5	0	0	0
6	INDUS	1	0	2	3	2	0	2	4	0	0	0
7	YES	0	0	1	1	0	0	1	1	2459	0	2459
Private	**Total**	**16**	**10**	**28**	**54**	**20**	**14**	**21**	**55**	**2669**	**97**	**2572**
1	NESFB	0	0	0	0	1	3	2	6	0	0	0
Small FB	**Total**	**0**	**0**	**0**	**0**	**1**	**3**	**2**	**6**	**0**	**0**	**0**
1	APBL	0	0	0	0	0	0	0	0	2082	0	2082
2	IPPB	0	0	0	0	5	3	1	9	393	393	0
Payment B	**Total**	**0**	**0**	**0**	**0**	**5**	**3**	**1**	**9**	**2475**	**393**	**2082**
1	MRB	0	0	0	0	16	10	1	27	159	159	0
RRB	**Total**	**0**	**0**	**0**	**0**	**16**	**10**	**1**	**27**	**159**	**159**	**0**
1	MSCB	6	8	3	17	6	8	1	15	0	0	0
Grand	**Total**	**120**	**170**	**92**	**382**	**128**	**75**	**62**	**265**	**5842**	**914**	**4928**

District wise Branches / ATM / Banking Outlets / BC report of Manipur in the FY2024-2025 as on date 30-09-2024

Sl No.	Bank Name	ATM			Total ATM	Branch			Total Branch	B/C		
		ATM Rural	ATM Semi-Urban	ATM Urban		Branch Rural	Branch Semi-Urban	Branch Urban		B/C Total	B/C Fix	B/C Other
1	BISHNUPUR	3	12	0	15	4	19	0	23	448	72	376
2	CHANDEL	4	0	0	4	4	0	0	4	32	9	23
3	CHURACHANDPUR	26	3	0	29	20	4	0	24	94	44	50
4	IMPHALEAST	22	38	10	70	28	3	8	39	569	80	489
5	IMPHALWEST	27	65	82	174	14	12	54	80	3577	499	3078
6	JIRIBAM	1	1	0	2	4	1	0	5	21	0	21
7	KAKCHING	1	16	0	17	1	10	0	11	105	26	79
8	KAMJONG	1	0	0	1	1	0	0	1	4	4	0
9	KANGPOKPI	10	0	0	10	14	0	0	14	22	15	7
10	NONEY	1	0	0	1	5	0	0	5	20	11	9
11	PHERZAWL	0	0	0	0	0	0	0	0	4	2	2
12	SENAPATI	17	0	0	17	14	2	0	16	28	12	16
13	TAMENGLONG	0	1	0	1	3	3	0	6	14	1	13
14	TENGNOUPAL	2	4	0	6	3	4	0	7	23	9	14
15	THOUBAL	2	25	0	27	8	13	0	21	835	106	729
16	UKHRUL	3	5	0	8	5	4	0	9	46	24	22
Grand	**Total**	**120**	**170**	**92**	**382**	**128**	**75**	**62**	**265**	**5842**	**914**	**4928**

Bank Wise Business and Credit Deposit Ratio of Manipur as on date 30-09-2024

(Amount in Rs.Lakhs)

Sl No.	Bank Name	Deposit Amount (D)	Advances Amount (A)	Credit Utilize (CU)	Total Credit (TC=A+CU)	CDR1	CDR2	Investment Amount (I)	TC + I	CDR3
1	BOB	109953.4	79991.05	0	79991.05	72.75	72.75	0	79991.05	72.75
2	BOI	17300	35872	0	35872	207.35	207.35	0	35872	207.35
3	BOM	10232.94	10879.71	0	10879.71	106.32	106.32	0	10879.71	106.32
4	CAN	19569.65	17467.17	0	17467.17	89.26	89.26	0	17467.17	89.26
5	CBI	24628.13	14570.35	59.16	14629.51	59.16	59.4	0	14629.51	59.4
6	IND	20142.2	18525.07	0	18525.07	91.97	91.97	0	18525.07	91.97
7	IOB	14127.31	11468.91	0	11468.91	81.18	81.18	0	11468.91	81.18
8	PNB	212698.6	148509.2	0	148509.2	69.82	69.82	0	148509.2	69.82
9	PSB	20210	13126	0	13126	64.95	64.95	0	13126	64.95
10	SBI	638688.1	663844.8	0	663844.8	103.94	103.94	150276	814120.8	127.47
11	UCO	36206.77	28152.63	0	28152.63	77.76	77.76	0	28152.63	77.76
12	UNI	5028.21	5005.78	0	5005.78	99.55	99.55	58.9	5064.68	100.73
Pub	**Total**	**1128785**	**1047413**	**59.16**	**1047472**	**92.79**	**92.8**	**150334.9**	**1197807**	**106.11**
1	AXIS	83717.89	65894.01	0	65894.01	78.71	78.71	0	65894.01	78.71
2	BAND	9782.27	5834.46	0	5834.46	59.64	59.64	0	5834.46	59.64
3	HDFC	124324.3	56057.96	0	56057.96	45.09	45.09	0	56057.96	45.09
4	ICICI	94952.18	76917.96	0	76917.96	81.01	81.01	0	76917.96	81.01
5	IDBI	16418.95	11352.9	0	11352.9	69.15	69.15	0	11352.9	69.15
6	INDUS	6393.21	522.12	0	522.12	8.17	8.17	0	522.12	8.17
7	YES	2916.15	887.51	0	887.51	30.43	30.43	0	887.51	30.43
Priv	**Total**	**338504.9**	**217466.9**	**0**	**217466.9**	**64.24**	**64.24**	**0**	**217466.9**	**64.24**
1	NESFB	7329.72	3157.19	0	3157.19	43.07	43.07	0	3157.19	43.07
Small FB	**Total**	**7329.72**	**3157.19**	**0**	**3157.19**	**43.07**	**43.07**	**0**	**3157.19**	**43.07**
1	MRB	47440.82	30923.68	0	30923.68	65.18	65.18	13191.63	44115.31	92.99
RRB	**Total**	**47440.82**	**30923.68**	**0**	**30923.68**	**65.18**	**65.18**	**13191.63**	**44115.31**	**92.99**
1	MSCB	36439.09	27696.28	0	27696.28	76.01	76.01	23786.17	51482.45	141.28
Co-op	**Total**	**36439.09**	**27696.28**	**0**	**27696.28**	**76.01**	**76.01**	**23786.17**	**51482.45**	**141.28**
Grand	**Total**	**1558500**	**1326657**	**59.16**	**1326716**	**85.12**	**85.13**	**187312.7**	**1514029**	**97.15**

District wise Position of DEPOSITS, ADVANCES , CD RATIO Report of Manipur as on date 30-09-2024 (Excluding NEDFi,RIDF & Credit Utilize figures)

(Amount in Rs. Lakhs)

Sl No.	District Name	Dep Rural	Dep Semi-Urban	Dep Urban	Total Deposit	Adv Rural	Adv Semi-Urban	Adv Urban	Total Advances	CDR Rural	CDR Semi Urban	CDR Urban	Overall CD Ratio
1	BISHNUPUR	2443.57	44458.92	0	46902.49	5891.5	58317.5	3743.33	67952.33	241.1	131.17		144.88
2	CHANDEL	13373.5	0	0	13373.5	20417.8	24.38	189.04	20631.22	152.67			154.27
3	CHURACHANDPUR	117922.8	7280.82	0	125203.6	97019.19	6192.18	1248.54	104459.9	82.27	85.05		83.43
4	IMPHALEAST	120258.2	13209.61	53288.86	186756.7	103609	7072.53	52007.63	162689.2	86.16	53.54	97.6	87.11
5	IMPHALWEST	35794.31	48491.37	833281	917566.7	37667.37	58611.77	589191.4	685470.6	105.23	120.87	70.71	74.71
6	JIRIBAM	16458.8	268.3	0	16727.1	5104.99	209.42	0	5314.41	31.02	78.05		31.77
7	KAKCHING	1034.8	26918.9	0	27953.7	1220.11	40835.85	0	42055.96	117.91	151.7		150.45
8	KAMJONG	1343.09	0	0	1343.09	1664.07	0	0	1664.07	123.9			123.9
9	KANGPOKPI	41581.56	0	0	41581.56	34037.78	0	0	34037.78	81.86			81.86
10	NONEY	4057.92	0	0	4057.92	3736.87	0	0	3736.87	92.09			92.09
11	PHERZAWL	4.34	0	0	4.34	0	0	0	0	0			0
12	SENAPATI	52486.5	1182.48	0	53668.98	49659.98	994.99	0	50654.97	94.61	84.14		94.38
13	TAMENGLONG	777.38	12898.17	0	13675.55	320.86	10676.4	0	10997.26	41.27	82.77		80.42
14	TENGNOUPAL	6498.23	6453.63	0	12951.86	12886.02	4972.94	0	17858.96	198.3	77.06		137.89
15	THOUBAL	9978.26	45656.07	0	55634.33	15784.55	73883.79	5354.91	95023.25	158.19	161.83		170.8
16	UKHRUL	2131.83	39641.44	0	41773.27	4339.69	19770.38	0	24110.07	203.57	49.87		57.72
Grand	**Total**	**426145.1**	**246459.7**	**886569.8**	**1559175**	**393359.8**	**281562.1**	**651734.9**	**1326657**	**92.31**	**114.24**	**73.51**	**85.09**

Bank-wise ACP (Priority Sector) OUTSTANDING Report of Manipur as on date 30-09-2024

(Amount in Rs. Lakhs)

Sl No.	Bank Name	Total Agri (PS) O/S No.	Total Agri (PS) O/S Amt.	Total MSME (PS) O/S No.	Total MSME (PS) O/S Amt.	Total Other PS O/S No.	Total Other PS O/S Amt.	Total PS O/S No.	Total PS O/S Amt.
1	BOB	1850	4402.57	3479	15289.77	343	2777.55	5672	22469.89
2	BOI	9465	15736.87	1746	4996.36	224	2532.45	11435	23265.68
3	BOM	273	1321.76	257	4865.32	78	1072.32	608	7259.4
4	CAN	2363	3533.76	1598	5040.98	227	1376.43	4188	9951.17
5	CBI	765	997.2	2217	8730.04	58	347.16	3040	10074.4
6	IND	460	525.37	1160	8377.28	41	296.74	1661	9199.39
7	IOB	690	854.9	801	4271.79	140	2536.35	1631	7663.04
8	PNB	11900	10640.45	4893	16906.65	821	5884.81	17614	33431.91
9	PSB	215	429.91	1001	3976.74	182	1816.98	1398	6223.63
10	SBI	8862	14616.36	10309	51204.85	2088	21609.79	21259	87431
11	UCO	1682	1835.56	3630	6183.46	1326	5246.77	6638	13265.79
12	UNI	228	386.4	264	508.07	13	95.33	505	989.8
Pub	**Total**	38753	55281.11	31355	130351.3	5541	45592.68	75649	231225.1
1	AXIS	2994	15411.97	1242	12666.25	1275	727.12	5511	28805.34
2	BAND	530	205.44	2516	1136.11	6756	2394.36	9802	3735.91
3	HDFC	1587	3445.06	891	11595.64	13133	2647.13	15611	17687.83
4	ICICI	5859	12334.19	290	14811.67	38	530.96	6187	27676.82
5	IDBI	195	571.68	249	2098.33	96	772.15	540	3442.16
6	INDUS	0	0	0	0	0	0	0	0
7	YES	0	0	6	130.91	0	0	6	130.91
Priv	**Total**	11165	31968.34	5194	42438.91	21298	7071.72	37657	81478.97
1	NESFB	106	80.75	2546	2866.83	0	0	2652	2947.58
Small FB	**Total**	106	80.75	2546	2866.83	0	0	2652	2947.58
1	MRB	17570	12650.56	10105	9508.03	154	1672.16	27829	23830.75
RRB	**Total**	17570	12650.56	10105	9508.03	154	1672.16	27829	23830.75
1	MSCB	6387	17851.63	2662	5138.05	1213	2417.06	10262	25406.74
Grand	**Total**	73981	117832.4	51862	190303.1	28206	56753.62	154049	364889.1

District-wise ACP (Priority Sector) OUTSTANDING Report of Manipur as on date 30-09-2024 (Excluding RIDF & NEDFi)

(Amount in Rs. Lakhs)

Sl No.	District Name	Total Agri (PS) O/S No.	Total Agri (PS) O/S Amt.	Total MSME (PS) O/S No.	Total MSME (PS) O/S Amt.	Total Other PS O/S No.	Total Other PS O/S Amt.	Total PS O/S No.	Total PS O/S Amt.
1	BISHNUPUR	11286	13007.46	4109	7202.92	1602	4066.35	16997	24276.73
2	CHANDEL	246	217.86	541	594.58	117	746.51	904	1558.95
3	CHURACHANDPUR	3881	3892.38	2716	10436.37	613	4111.38	7210	18440.13
4	IMPHALEAST	10970	15915.73	9065	25217.92	7991	8008.88	28026	49142.53
5	IMPHALWEST	26849	56962.02	19623	114662.4	7375	26050.5	53847	197674.9
6	JIRIBAM	266	240.01	606	451.09	1255	410.79	2127	1101.89
7	KAKCHING	3403	5716.46	2866	5132.58	1458	2260.12	7727	13109.16
8	KAMJONG	10	31.96	75	66.05	0	0	85	98.01
9	KANGPOKPI	1474	1910.33	1169	3194.1	154	1392.88	2797	6497.31
10	NONEY	631	647.33	379	554.86	3	6.5	1013	1208.69
11	PHERZAWL	0	0	0	0	0	0	0	0
12	SENAPATI	2338	2580.54	1996	6224.19	523	2403.19	4857	11207.92
13	TAMENGLONG	290	220.05	500	1047.67	20	87.28	810	1355
14	TENGNOUPAL	719	809.22	1242	1565.26	50	592.23	2011	2966.71
15	THOUBAL	10713	14694.78	5838	12045.89	6827	6366.13	23378	33106.8
16	UKHRUL	905	986.26	1137	1907.28	218	250.88	2260	3144.42
Grand	**Total**	73981	117832.4	51862	190303.1	28206	56753.62	154049	364889.1

Segregation of Advances in Manipur as on date 30-09-2024

(Amount in Rs. Lakhs)

Sl No.	Bank Name	Priority Sector Advance (PSA)	Non Priority Sector Advance	Total Advance	Weaker Sector Advance (WSA)	PSA to Tot. Adv (%)	WSA to PSA (%)	WSA to Tot. Adv (%)
1	BOB	22469.89	57521	79991.05	23386.97	28.09	104.08	29.24
2	BOI	23265.68	12606	35872	17440.38	64.86	74.96	48.62
3	BOM	7259.4	3620	10879.71	1037.22	66.72	14.29	9.53
4	CAN	9951.17	7516	17467.17	13733	56.97	138	78.62
5	CBI	10074.4	4555	14629.51	2234.47	68.86	22.18	15.27
6	IND	9199.39	9326	18525.07	1529.77	49.66	16.63	8.26
7	IOB	7663.04	3806	11468.91	268.35	66.82	3.5	2.34
8	PNB	33431.91	115077	148509.2	53594.2	22.51	160.31	36.09
9	PSB	6223.63	6902	13126	1786.63	47.41	28.71	13.61
10	SBI	87431	576414	663844.8	39046.92	13.17	44.66	5.88
11	UCO	13265.79	14887	28152.63	5513.95	47.12	41.57	19.59
12	UNI	989.8	4016	5005.78	3098.96	19.77	313.09	61.91
Pub	**Total**	**231225.1**	**816246**	**1047472**	**162670.8**	**22.07**	**70.35**	**15.53**
1	AXIS	28805.34	37089	65894.01	16904.85	43.71	58.69	25.65
2	BAND	3735.91	2099	5834.46	2667.62	64.03	71.4	45.72
3	HDFC	17687.83	38370	56057.96	5674.49	31.55	32.08	10.12
4	ICICI	27676.82	49241	76917.96	9705.26	35.98	35.07	12.62
5	IDBI	3442.16	7911	11352.9	1689.38	30.32	49.08	14.88
6	INDUS	0	522	522.12	0	0		0
7	YES	130.91	757	887.51	71.49	14.75	54.61	8.06
Priv	**Total**	**81478.97**	**135989**	**217466.9**	**36713.09**	**37.47**	**45.06**	**16.88**
1	NESFB	2947.58	210	3157.19	21.43	93.36	0.73	0.68
Small FB	**Total**	**2947.58**	**210**	**3157.19**	**21.43**	**93.36**	**0.73**	**0.68**
1	MRB	23830.75	7093	30923.68	20466.08	77.06	85.88	66.18
RRB	**Total**	**23830.75**	**7093**	**30923.68**	**20466.08**	**77.06**	**85.88**	**66.18**
1	MSCB	25406.74	2290	27696.28	8351.42	91.73	32.87	30.15
Grand	**Total**	**364889.1**	**961828**	**1326716**	**228222.8**	**27.5**	**62.55**	**17.2**

Bankwise Progress under Agri (PS) Outstanding Report of Manipur as on date 30-09-2024

(Amount in Rs. Lakhs)

Sl No.	Bank Name	Farm Credit Crop No	Farm Credit Crop Amt	Farm Credit Term Loan No	Farm Credit Term Loan Amt	Agri Infra No	Agri Infra Amt	Ancillary No	Ancillary Amt	Agri Total O/S No.	Agri Total O/S Amount
1	BOB	768	1521.17	882	1926.02	20	72.97	180	882.41	1850	4402.57
2	BOI	351	195.38	8535	14168.82	0	0	579	1372.67	9465	15736.87
3	BOM	4	15.89	2	8.87	53	131.7	214	1165.3	273	1321.76
4	CAN	1883	2537.66	429	835.32	3	1.27	48	159.51	2363	3533.76
5	CBI	468	281.53	295	692.99	0	0	2	22.68	765	997.2
6	IND	415	278.89	42	215.67	0	0	3	30.81	460	525.37
7	IOB	204	242.34	296	371.01	0	0	190	241.55	690	854.9
8	PNB	10111	6415.83	1325	2896.81	16	314.24	448	1013.57	11900	10640.45
9	PSB	89	228.05	126	201.86	0	0	0	0	215	429.91
10	SBI	8134	11396.55	618	1143.53	0	0	110	2076.28	8862	14616.36
11	UCO	1113	885.26	564	906.06	1	6.06	4	38.18	1682	1835.56
12	UNI	3	1.77	199	341.39	0	0	26	43.24	228	386.4
Pub	**Total**	**23543**	**24000.32**	**13313**	**23708.35**	**93**	**526.24**	**1804**	**7046.2**	**38753**	**55281.11**
1	AXIS	213	3247.31	2781	12164.66	0	0	0	0	2994	15411.97
2	BAND	0	0	114	39.33	0	0	416	166.11	530	205.44
3	HDFC	202	772.43	1383	2601.78	1	0.9	1	69.95	1587	3445.06
4	ICICI	2	5.14	5857	12329.05	0	0	0	0	5859	12334.19
5	IDBI	68	159.76	84	170.33	0	0	43	241.59	195	571.68
6	INDUS	0	0	0	0	0	0	0	0	0	0
7	YES	0	0	0	0	0	0	0	0	0	0
Priv	**Total**	**485**	**4184.64**	**10219**	**27305.15**	**1**	**0.9**	**460**	**477.65**	**11165**	**31968.34**
1	NESFB	0	0	88	68.22	0	0	18	12.53	106	80.75
Small FB	**Total**	**0**	**0**	**88**	**68.22**	**0**	**0**	**18**	**12.53**	**106**	**80.75**
1	MRB	10075	4703.11	4860	6306.14	19	28.62	2616	1612.69	17570	12650.56
RRB	**Total**	**10075**	**4703.11**	**4860**	**6306.14**	**19**	**28.62**	**2616**	**1612.69**	**17570**	**12650.56**
1	MSCB	1657	604.48	4729	7247.15	0	0	1	10000	6387	17851.63
Grand	**Total**	**35760**	**33492.55**	**33209**	**64635.01**	**113**	**555.76**	**4899**	**19149.07**	**73981**	**117832.4**

Districtwise Progress under Agri (PS) OUTSTANDING Report of Manipur as on date 30-09-2024(Excluding RIDF)

(Amount in Rs.Lakhs)

Sl No.	District Name	Farm Credit Crop No	Farm Credit Crop Amt	Farm Credit Term Loan No	Farm Credit Term Loan Amt	Agri Infra No	Agri Infra Amt	Ancillary No	Ancillary Amt	Agri Total O/S No.	Agri Total O/S Amount
1	BISHNUPUR	6537	4564.89	4150	7915.16	56	139.82	543	387.59	11286	13007.46
2	CHANDEL	202	154.15	35	50.77	0	0	9	12.94	246	217.86
3	CHURACHANDPUR	2519	2056.71	1326	1626.84	0	0	36	208.83	3881	3892.38
4	IMPHALEAST	3020	3002.38	6574	10903.17	12	15.35	1364	1994.83	10970	15915.73
5	IMPHALWEST	13884	14395.99	11251	27536.68	30	377.76	1684	14651.59	26849	56962.02
6	JIRIBAM	68	33.06	74	69.72	0	0	124	137.23	266	240.01
7	KAKCHING	1330	1744.96	1835	3756.54	7	5.72	231	209.24	3403	5716.46
8	KAMJONG	5	4.98	0	0	0	0	5	26.98	10	31.96
9	KANGPOKPI	1224	1507.3	185	264.56	0	0	65	138.47	1474	1910.33
10	NONEY	214	155.06	393	402.23	0	0	24	90.04	631	647.33
11	PHERZAWL	0	0	0	0	0	0	0	0	0	0
12	SENAPATI	2022	1953.22	231	492.99	0	0	85	134.33	2338	2580.54
13	TAMENGLONG	158	110.38	110	82.71	0	0	22	26.96	290	220.05
14	TENGNOUPAL	203	107.65	502	675.85	0	0	14	25.72	719	809.22
15	THOUBAL	3815	3182.22	6232	10469.5	4	8.05	662	1035.01	10713	14694.78
16	UKHRUL	559	519.6	311	388.29	4	9.06	31	69.31	905	986.26
Grand	**Total**	**35760**	**33492.55**	**33209**	**64635.01**	**113**	**555.76**	**4899**	**19149.07**	**73981**	**117832.4**

Bankwise Progress under MSME (PS) Outstanding Report of Manipur as on date 30-09-2024

(Amount in Rs. Lakhs)

Sl No.	Bank Name	Micro No.	Micro Amt.	Small No.	Small Amt.	Medium No.	Medium Amt.	Other MSME No.	Other MSME Amt.	MSME Total O/S No.	MSME Total O/S Amount
1	BOB	3446	13997.6	28	1167.78	5	124.39	0	0	3479	15289.77
2	BOI	1739	4623.59	7	372.77	0	0	0	0	1746	4996.36
3	BOM	244	1166.64	10	3692.6	0	0	3	6.08	257	4865.32
4	CAN	1517	4707.58	46	186.41	3	4.59	32	142.4	1598	5040.98
5	CBI	2021	6754.21	32	1361.45	2	31.58	162	582.8	2217	8730.04
6	IND	1127	5851.23	33	2526.05	0	0	0	0	1160	8377.28
7	IOB	799	2808.79	0	0	2	1463	0	0	801	4271.79
8	PNB	4213	12494.23	663	4093.09	17	319.33	0	0	4893	16906.65
9	PSB	985	3813.79	12	143.48	2	13.53	2	5.94	1001	3976.74
10	SBI	10115	40102.52	164	10563.65	3	433.89	27	104.79	10309	51204.85
11	UCO	3613	5473.92	17	709.54	0	0	0	0	3630	6183.46
12	UNI	264	508.07	0	0	0	0	0	0	264	508.07
Pub	**Total**	**30083**	**102302.2**	**1012**	**24816.82**	**34**	**2390.31**	**226**	**842.01**	**31355**	**130351.3**
1	AXIS	1069	6781.22	122	4326.91	51	1558.12	0	0	1242	12666.25
2	BAND	2511	933.3	0	0	5	202.81	0	0	2516	1136.11
3	HDFC	775	8314.75	108	3113.35	8	167.54	0	0	891	11595.64
4	ICICI	188	6324.56	97	7349.44	5	1137.67	0	0	290	14811.67
5	IDBI	241	1558.45	8	539.88	0	0	0	0	249	2098.33
6	INDUS	0	0	0	0	0	0	0	0	0	0
7	YES	4	46.52	2	84.39	0	0	0	0	6	130.91
Priv	**Total**	**4788**	**23958.8**	**337**	**15413.97**	**69**	**3066.14**	**0**	**0**	**5194**	**42438.91**
1	NESFB	1885	2234.22	0	0	0	0	661	632.61	2546	2866.83
Small FB	**Total**	**1885**	**2234.22**	**0**	**0**	**0**	**0**	**661**	**632.61**	**2546**	**2866.83**
1	MRB	10105	9508.03	0	0	0	0	0	0	10105	9508.03
RRB	**Total**	**10105**	**9508.03**	**0**	**0**	**0**	**0**	**0**	**0**	**10105**	**9508.03**
1	MSCB	2662	5138.05	0	0	0	0	0	0	2662	5138.05
Grand	**Total**	**49523**	**143141.3**	**1349**	**40230.79**	**103**	**5456.45**	**887**	**1474.62**	**51862**	**190303.1**

Districtwise Progress under MSME (PS) OUTSTANDING Report of Manipur as on date 30-09-2024 (Excluding NEDFi)

(Amount in Rs.Lakhs)

Sl No.	District Name	Micro No.	Micro Amt.	Small No.	Small Amt.	Medium No.	Medium Amt.	Other MSME No.	Other MSME Amt.	MSME Total O/S No.	MSME Total O/S Amount
1	BISHNUPUR	4002	6440	67	701.72	0	0	40	61.2	4109	7202.92
2	CHANDEL	538	582.35	2	11.15	0	0	1	1.08	541	594.58
3	CHURACHANDPUR	2615	9491.16	79	819.73	1	74.54	21	50.94	2716	10436.37
4	IMPHALEAST	8638	19470.81	215	5086.5	31	526.78	181	133.83	9065	25217.92
5	IMPHALWEST	18329	77444.58	613	31261.19	65	4785.31	616	1171.29	19623	114662.4
6	JIRIBAM	596	440.46	10	10.63	0	0	0	0	606	451.09
7	KAKCHING	2754	4751.75	111	377.26	1	3.57	0	0	2866	5132.58
8	KAMJONG	75	66.05	0	0	0	0	0	0	75	66.05
9	KANGPOKPI	1159	3068.58	10	125.52	0	0	0	0	1169	3194.1
10	NONEY	379	554.86	0	0	0	0	0	0	379	554.86
11	PHERZAWL	0	0	0	0	0	0	0	0	0	0
12	SENAPATI	1913	5996.52	73	198.26	0	0	10	29.41	1996	6224.19
13	TAMENGLONG	481	1001.96	19	45.71	0	0	0	0	500	1047.67
14	TENGNOUPAL	1180	1497.49	59	65.3	1	0.06	2	2.41	1242	1565.26
15	THOUBAL	5769	10521.97	52	1433.87	1	65.59	16	24.46	5838	12045.89
16	UKHRUL	1095	1812.73	39	93.95	3	0.6	0	0	1137	1907.28
Grand	**Total**	**49523**	**143141.3**	**1349**	**40230.79**	**103**	**5456.45**	**887**	**1474.62**	**51862**	**190303.1**

Bankwise Progress under Other Priority Sector (OPS) OUTSTANDING Report of Manipur as on date 30-09-2024

(Amount in Rs. Lakhs)

Sl No.	Bank Name	Export No.	Export Amt.	Education PS No.	Education PS Amt.	Housing PS No.	Housing PS Amt.	Social Infra No.	Social Infra Amt.	Renewable No.	Renewable Amt.	Other PS No.	Other PS Amt.	OPS Total O/S No.	OPS Total O/S Amount
1	BOB	0	0	127	310.57	216	2466.98	0	0	0	0	0	0	343	2777.55
2	BOI	0	0	23	64.46	201	2467.99	0	0	0	0	0	0	224	2532.45
3	BOM	0	0	22	99.3	47	828.91	1	107.07	0	0	8	37.04	78	1072.32
4	CAN	0	0	142	664.84	83	709.43	0	0	0	0	2	2.16	227	1376.43
5	CBI	0	0	25	70.02	32	276.06	0	0	0	0	1	1.08	58	347.16
6	IND	0	0	27	131.91	14	164.83	0	0	0	0	0	0	41	296.74
7	IOB	0	0	8	52.36	132	2483.99	0	0	0	0	0	0	140	2536.35
8	PNB	0	0	106	462.25	666	5419.85	0	0	0	0	49	2.71	821	5884.81
9	PSB	0	0	14	68.39	168	1748.59	0	0	0	0	0	0	182	1816.98
10	SBI	0	0	478	1779.59	1610	19830.2	0	0	0	0	0	0	2088	21609.79
11	UCO	0	0	21	90.3	392	3772.66	0	0	0	0	913	1383.81	1326	5246.77
12	UNI	0	0	8	37.93	4	57.39	0	0	0	0	1	0.01	13	95.33
Pub	**Total**	**0**	**0**	**1001**	**3831.92**	**3565**	**40226.88**	**1**	**107.07**	**0**	**0**	**974**	**1426.81**	**5541**	**45592.68**
1	AXIS	0	0	48	137.8	146	324.28	0	0	0	0	1081	265.04	1275	727.12
2	BAND	0	0	0	0	0	0	0	0	0	0	6756	2394.36	6756	2394.36
3	HDFC	0	0	3	9.85	642	715.16	0	0	0	0	12488	1922.12	13133	2647.13
4	ICICI	0	0	0	0	36	530.29	0	0	0	0	2	0.67	38	530.96
5	IDBI	0	0	36	106.97	56	658.4	4	6.78	0	0	0	0	96	772.15
6	INDUS	0	0	0	0	0	0	0	0	0	0	0	0	0	0
7	YES	0	0	0	0	0	0	0	0	0	0	0	0	0	0
Priv	**Total**	**0**	**0**	**87**	**254.62**	**880**	**2228.13**	**4**	**6.78**	**0**	**0**	**20327**	**4582.19**	**21298**	**7071.72**
1	NESFB	0	0	0	0	0	0	0	0	0	0	0	0	0	0
Small FB	**Total**	**0**	**0**	**0**	**0**	**0**	**0**	**0**	**0**	**0**	**0**	**0**	**0**	**0**	**0**
1	MRB	0	0	21	55.89	111	1543.06	6	63.78	14	3.97	2	5.46	154	1672.16
RRB	**Total**	**0**	**0**	**21**	**55.89**	**111**	**1543.06**	**6**	**63.78**	**14**	**3.97**	**2**	**5.46**	**154**	**1672.16**
1	MSCB	0	0	1	0.06	119	1713.78	0	0	0	0	1093	703.22	1213	2417.06
Grand	**Total**	**0**	**0**	**1110**	**4142.49**	**4675**	**45711.85**	**11**	**177.63**	**14**	**3.97**	**22396**	**6717.68**	**28206**	**56753.62**

Districtwise Progress under Other Priority Sector (OPS) OUTSTANDING Report of Manipur as on date 30-09-2024

(Amount in Rs.Lakhs)

Sl No.	District Name	Export No.	Export Amt.	Education PS No.	Education PS Amt.	Housing PS No.	Housing PS Amt.	Social Infra No.	Social Infra Amt.	Renewable No.	Renewable Amt.	Other PS No.	Other PS Amt.	OPS Total O/S No.	OPS Total O/S Amount
1	BISHNUPUR	0	0	31	86.57	388	3291.03	0	0	0	0	1183	688.75	1602	4066.35
2	CHANDEL	0	0	9	26.9	52	655.47	0	0	0	0	56	64.14	117	746.51
3	CHURACHANDPUR	0	0	84	190.98	337	3771.18	0	0	0	0	192	149.22	613	4111.38
4	IMPHALEAST	0	0	144	474	738	5777.63	4	24.4	1	0.3	7104	1732.55	7991	8008.88
5	IMPHALWEST	0	0	655	2723.28	2267	21865.18	5	118.8	8	2.37	4440	1340.88	7375	26050.5
6	JIRIBAM	0	0	1	0.54	3	21.57	0	0	0	0	1251	388.68	1255	410.79
7	KAKCHING	0	0	30	85.09	129	1656.38	2	34.44	0	0	1297	484.21	1458	2260.12
8	KAMJONG	0	0	0	0	0	0	0	0	0	0	0	0	0	0
9	KANGPOKPI	0	0	17	58.87	97	1309.16	0	0	0	0	40	24.85	154	1392.88
10	NONEY	0	0	3	6.5	0	0	0	0	0	0	0	0	3	6.5
11	PHERZAWL	0	0	0	0	0	0	0	0	0	0	0	0	0	0
12	SENAPATI	0	0	52	192.52	149	2077.7	0	0	0	0	322	132.97	523	2403.19
13	TAMENGLONG	0	0	9	21.55	7	65.49	0	0	0	0	4	0.24	20	87.28
14	TENGNOUPAL	0	0	4	24.39	42	551.56	0	0	0	0	4	16.28	50	592.23
15	THOUBAL	0	0	62	230.15	453	4578.88	0	0	5	1.3	6307	1555.8	6827	6366.13
16	UKHRUL	0	0	9	21.15	13	90.62	0	0	0	0	196	139.11	218	250.88
Grand	**Total**	**0**	**0**	**1110**	**4142.49**	**4675**	**45711.85**	**11**	**177.6**	**14**	**3.97**	**22396**	**6717.68**	**28206**	**56753.62**

Bank-wise ACP (Priority Sector) OUTSTANDING & NPA Report of Manipur as on date 30-09-2024

(Amount in Rs. Lakhs)

Sl No.	Bank Name	Total Agri (PS) O/S		Tot Agri (PS) NPA		Agri NPA Amt %	Total MSME (PS) O/S		Tot MSME (PS) NPA		MSME NPA Amt %	Total Other PS O/S		Tot Other (PS) NPA		OTHER (PS) NPA Amt %	Total PS O/S		Total PSA NPA		TOTAL PSA NPA Amt %
		No	Amt	No	Amt		No	Amt	No	Amt		No	Amt	No	Amt		No	Amt	No	Amt	
1	BOB	1850	4402.57	308	931.44	21	3479	15290	1366	4214.54	28	343	2777.55	45	204.07	7	5672	22469.89	1719	5350.05	24
2	BOI	9465	15736.9	352	344	2	1746	4996.4	426	913.27	18	224	2532.45	6	29.92	1	11435	23265.68	784	1287.19	6
3	BOM	273	1321.76	0	0	0	257	4865.3	31	83.62	2	78	1072.32	0	0	0	608	7259.4	31	83.62	1
4	CAN	2363	3533.76	362	347.7	10	1598	5041	544	1020.37	20	227	1376.43	10	50.4	4	4188	9951.17	916	1418.47	14
5	CBI	765	997.2	502	632.47	63	2217	8730	1031	2268.78	26	58	347.16	19	69.02	20	3040	10074.4	1552	2970.27	29
6	IND	460	525.37	363	280.98	53	1160	8377.3	362	484.95	6	41	296.74	1	0.79	0	1661	9199.39	726	766.72	8
7	IOB	690	854.9	73	88.89	10	801	4271.8	76	250.72	6	140	2536.35	0	0	0	1631	7663.04	149	339.61	4
8	PNB	11900	10640.5	10718	7491.3	70	4893	16907	2172	4241.32	25	821	5884.81	111	253.83	4	17614	33431.91	13001	11986.5	36
9	PSB	215	429.91	24	54.85	13	1001	3976.7	343	385.64	10	182	1816.98	7	25.04	1	1398	6223.63	374	465.53	7
10	SBI	8862	14616.4	1222	853.27	6	10309	51205	2177	3501.48	7	2088	21609.8	15	104.77	0	21259	87431	3414	4459.52	5
11	UCO	1682	1835.56	624	669.44	36	3630	6183.5	1510	1848.85	30	1326	5246.77	260	146.15	3	6638	13265.79	2394	2664.44	20
12	UNI	228	386.4	0	0	0	264	508.07	29	19.8	4	13	95.33	2	4.06	4	505	989.8	31	23.86	2
Pub	**Total**	38753	55281.1	**14548**	**11694.3**	21	31355	130351	**10067**	**19233.3**	15	5541	45592.7	**476**	**888.05**	2	75649	231225.1	25091	31815.7	14
1	AXIS	2994	15412	218	524.19	3	1242	12666	183	1000.16	8	1275	727.12	1062	260.35	36	5511	28805.34	1463	1784.7	6
2	BAND	530	205.44	368	144.57	70	2516	1136.1	5025	1848.87	163	6756	2394.36	4101	1124.4	47	9802	3735.91	9494	3117.86	83
3	HDFC	1587	3445.06	586	669.32	19	891	11596	61	486.41	4	13133	2647.13	9744	1554.5	59	15611	17687.83	10391	2710.23	15
4	ICICI	5859	12334.2	74	149.54	1	290	14812	20	936.77	6	38	530.96	2	14.91	3	6187	27676.82	96	1101.22	4
5	IDBI	195	571.68	64	98.78	17	249	2098.3	71	431.78	21	96	772.15	0	0	0	540	3442.16	135	530.56	15
6	INDUS	0	0	0	0	0	0	0	0	0	0	0	0	0	0	0	0	0	0	0	0
7	YES	0	0	0	0	0	6	130.91	1	7.7	6	0	0	0	0	0	6	130.91	1	7.7	6
Priv	**Total**	11165	31968.3	**1310**	**1586.4**	5	5194	42439	**5361**	**4711.69**	11	21298	7071.72	**14909**	**2954.2**	42	37657	81478.97	21580	9252.27	11
1	NESFB	106	80.75			0	2546	2866.8			0	0	0			0	2652	2947.58	0	0	0
Small FB	**Total**	106	80.75			0	2546	2866.8			0	0	0			0	2652	2947.58	0	0	0
1	MRB	17570	12650.6	2181	1370.95	11	10105	9508	3140	1983.26	21	154	1672.16	25	73.07	4	27829	23830.75	5346	3427.28	14
RRB	**Total**	17570	12650.6	**2181**	**1370.95**	11	10105	9508	**3140**	**1983.26**	21	154	1672.16	**25**	**73.07**	4	27829	23830.75	5346	3427.28	14
1	MSCB	6387	17851.6	2483	2433.32	14	2662	5138.1	1265	1558.62	30	1213	2417.06	435	264.88	11	10262	25406.74	4183	4256.82	17
Grand	**Total**	73981	117832	**20578**	**17139.3**	15	51862	190303	**20630**	**28322.7**	15	28206	56753.6	**15845**	**4180.2**	7	154049	364889.1	57053	49642.2	14

District-wise ACP (Priority Sector) OUTSTANDING & NPA Report of Manipur as on date 30-09-2024 (Excluding RIDF & NEDFi)

(Amount in Rs. Lakhs)

Sl No.	Bank Name	Total Agri (PS) O/S		Tot Agri (PS) NPA		Agri NPA Amt %	Total MSME (PS) O/S		Tot MSME (PS) NPA		MSME NPA Amt %	Total Other PS O/S		Tot Other (PS) NPA		OTHER (PS) NPA Amt %	Total PS O/S		Total PSA NPA		TOTAL PSA NPA Amt %
		No	Amt	No	Amt		No	Amt	No	Amt		No	Amt	No	Amt		No	Amt	No	Amt	
1	BISHNUPUR	11286	13007.5	1609	1326	10	4109	7202.92	1996	1551.94	22	1602	4066.35	1945	597.97	15	16997	24276.73	5550	3475.91	14
2	CHANDEL	246	217.86	135	106.88	49	541	594.58	174	145.99	25	117	746.51	26	18.47	2	904	1558.95	335	271.34	17
3	CHURACHANDPUR	3881	3892.38	1406	1208.16	31	2716	10436.37	898	1752.73	17	613	4111.38	107	51.4	1	7210	18440.13	2411	3012.29	16
4	IMPHALEAST	10970	15915.7	1952	1845.27	12	9065	25217.92	3236	3397.42	13	7991	8008.88	5664	1270	16	28026	49142.53	10852	6512.66	13
5	IMPHALWEST	26849	56962	11488	9259.12	16	19623	114662.4	7885	15154.5	13	7375	26050.5	3445	1087.1	4	53847	197674.9	22818	25500.7	13
6	JIRIBAM	266	240.01	30	10.64	4	606	451.09	94	54.23	12	1255	410.79	62	21.86	5	2127	1101.89	186	86.73	8
7	KAKCHING	3403	5716.46	920	947.43	17	2866	5132.58	1901	1168.93	23	1458	2260.12	755	279.49	12	7727	13109.16	3576	2395.85	18
8	KAMJONG	10	31.96	4	8.91	28	75	66.05	22	11.26	17	0	0	0	0	0	85	98.01	26	20.17	21
9	KANGPOKPI	1474	1910.33	454	268.72	14	1169	3194.1	351	615.64	19	154	1392.88	28	38.97	3	2797	6497.31	833	923.33	14
10	NONEY	631	647.33	131	59.6	9	379	554.86	76	59.91	11	3	6.5	0	0	0	1013	1208.69	207	119.51	10
11	PHERZAWL	0	0	0	0	0	0	0	0	0	0	0	0	0	0	0	0	0	0	0	0
12	SENAPATI	2338	2580.54	589	428.15	17	1996	6224.19	472	845.06	14	523	2403.19	168	49.32	2	4857	11207.92	1229	1322.53	12
13	TAMENGLONG	290	220.05	140	77.53	35	500	1047.67	166	169.72	16	20	87.28	1	0	0	810	1355	307	247.25	18
14	TENGNOUPAL	719	809.22	165	186.27	23	1242	1565.26	358	440.61	28	50	592.23	1	1.73	0	2011	2966.71	524	628.61	21
15	THOUBAL	10713	14694.8	1230	1030.69	7	5838	12045.89	2624	2413.05	20	6827	6366.13	3592	745.73	12	23378	33106.8	7446	4189.47	13
16	UKHRUL	905	986.26	325	375.93	38	1137	1907.28	377	541.71	28	218	250.88	51	18.2	7	2260	3144.42	753	935.84	30
Grand	**Total**	73981	117832	**20578**	**17139.3**	15	51862	190303.1	**20630**	**28322.7**	15	28206	56753.6	**15845**	**4180.2**	7	154049	364889.1	**57053**	**49642.2**	14

Bankwise Progress under Non Priority Sector (NPS) OUTSTANDING & NPA Report of Manipur as on date 30-09-2024

(Amount in Rs. Lakhs)

Sl No.	Bank Name	Agri NPS No.		Education NPS No.		Housing NPS No.		Personal Loan No.		Other NPS No.		Tot NPS O/S No.		Tot Non Prio Sec NPA No.		NPS NPA Amt.%
		No	Amt	No	Amt	No	Amt	No	Amt	No	Amt	No	Amt	No	Amt	
1	BOB	0	0	42	996.53	451	12689.7	7741	23150.77	2686	20125.24	10920	56962.24	363	1284.43	2.25
2	BOI	0	0	1	16.99	158	3408.22	989	5284.91	891	3876.87	2039	12586.99	134	154.28	1.23
3	BOM	39	188.1	3	44.86	68	2515.58	32	172.74	731	2134.52	873	5055.8	2	16.06	0.32
4	CAN	8	3.52	7	62.32	75	2013.85	580	1559.78	519	3876.5	1189	7515.97	84	156.77	2.09
5	CBI	0	0	0	0	1	64.97	562	3490.44	193	149.36	756	3704.77	90	154.83	4.18
6	IND	0	0	0	0	203	5652.67	628	3080	8	469	839	9201.67	48	37.99	0.41
7	IOB	0	0	0	0	67	1233.87	154	413.39	628	1890.26	849	3537.52	13	19.29	0.55
8	PNB	1	1.16	9	145.1	914	17172.82	11518	81794.75	5248	15963.52	17690	115077.4	534	997.98	0.87
9	PSB	0	0	0	0	123	2430.29	104	335.41	1287	4391.38	1514	7157.08	15	24.23	0.34
10	SBI	2	0.08	35	1136.6	6680	110137.2	13475	34207.42	81496	430932.6	101688	576413.8	1699	3937.67	0.68
11	UCO	0	0	1	18.59	138	2703.06	658	885.32	1877	10329.63	2674	13936.6	128	192.22	1.38
12	UNI	0	0	4	131.52	53	869.28	465	2195.56	34	819.62	556	4015.98	3	6.98	0.17
Pub	**Total**	**50**	**192.86**	**102**	**2552.5**	**8931**	**160891.5**	**36906**	**156570.5**	**95598**	**494958.5**	**141587**	**815165.8**	**3113**	**6982.73**	**0.86**
1	AXIS	0	0	2	42.74	21	890.26	14407	11515.51	8498	24640.14	22928	37088.65	1679	1803.02	4.86
2	BAND	0	0	0	0	0	0	37	23.41	3070	2378.05	3107	2401.46	3937	1865.9	77.7
3	HDFC	112	134.98	0	0	4	81.15	2533	9595.15	37740	28558.84	40389	38370.12	2172	2346.59	6.12
4	ICICI	0	0	0	0	507	14918.86	2501	9833.45	8976	24488.78	11984	49241.09	540	2810.63	5.71
5	IDBI	0	0	0	14.91	159	3095.37	12	390.44	1646	4403.41	1817	7904.13	1061	523.66	6.63
6	INDUS	0	0	0	0	0	0	0	0	231	522.12	231	522.12	6	15.83	3.03
7	YES	0	0	0	0	0	0	18	76.41	267	680.18	285	756.59	6	19.3	2.55
Priv	**Total**	**112**	**134.98**	**2**	**57.65**	**691**	**18985.64**	**19508**	**31434.37**	**60428**	**85671.52**	**80741**	**136284.2**	**9401**	**9384.93**	**6.89**
1	NESFB	0	0	0	0	0	0	0	0	66	209.61	66	209.61	12	52.04	24.83
Small FB	**Total**	**0**	**0**	**0**	**0**	**0**	**0**	**0**	**0**	**66**	**209.61**	**66**	**209.61**	**12**	**52.04**	**24.83**
1	MRB	0	0	0	0	151	4988.67	353	675.14	261	1429.12	765	7092.93	42	31.82	0.45
RRB	**Total**	**0**	**0**	**0**	**0**	**151**	**4988.67**	**353**	**675.14**	**261**	**1429.12**	**765**	**7092.93**	**42**	**31.82**	**0.45**
1	MSCB	0	0	0	0	0	0	570	1404.54	1272	885	1842	2289.54	1134	663.62	28.98
Grand	**Total**	**162**	**327.84**	**104**	**2610.1**	**9773**	**184865.8**	**57337**	**190084.5**	**157625**	**583153.7**	**225001**	**961042**	**13702**	**17115.1**	**1.78**

Districtwise Progress under Non Priority Sector(NPS) OUTSTANDING & NPA Report of Manipur as on date 30-09-2024

(Amount in Rs. Lakhs)

Sl No.	Bank Name	Agri NPS No.		Education NPS No.		Housing NPS No.		Personal Loan No.		Other NPS No.		Tot NPS O/S No.		Tot Non Prio Sec NPA No.		NPS NPA Amt.%
		No	Amt	No	Amt	No	Amt	No	Amt	No	Amt	No	Amt	No	Amt	
1	BISHNUPUR	21	18.08	0	0	431	7616.68	2846	6214.21	9340	28620.22	12638	42469.19	1689	1317.93	3.1
2	CHANDEL	0	0	0	0	102	1561.66	357	896.5	3068	16614.09	3527	19072.25	91	284.62	1.49
3	CHURACHANDPUR	2	0.79	1	11.22	1204	21799.91	3387	12680.42	11210	51137.76	15804	85630.1	543	972.43	1.14
4	IMPHALEAST	25	29.66	10	294.35	1110	22425.91	7313	22391.81	22612	70124.72	31070	115266.5	1755	2430.87	2.11
5	IMPHALWEST	94	264.07	87	2168.9	4908	95885.17	31905	104218.1	75163	283581.9	112157	486118.1	6069	8436.71	1.74
6	JIRIBAM	0	0	0	0	8	150.15	331	2314.18	1479	2703.15	1818	5167.48	178	86.41	1.67
7	KAKCHING	0	0	0	0	372	7490.6	2725	6612.25	4175	14592.11	7272	28694.96	1175	763.8	2.66
8	KAMJONG	0	0	0	0	0	0	33	69.28	278	1496.77	311	1566.05	26	50.4	3.22
9	KANGPOKPI	0	0	4	96.98	258	3902.12	721	2523.81	4064	20990.8	5047	27513.71	180	401	1.46
10	NONEY	0	0	0	0	2	61.18	100	203.19	384	2263.8	486	2528.17	15	22.8	0.9
11	PHERZAWL	0	0	0	0	0	0	0	0	0	0	0	0	0	0	
12	SENAPATI	0	0	1	34.74	518	8825.9	1054	3971.73	6533	26532.97	8106	39365.34	305	503.79	1.28
13	TAMENGLONG	0	0	0	0	9	200.38	1104	8494.33	354	947.56	1467	9642.27	33	68.67	0.71
14	TENGNOUPAL	1	0.07	0	0	64	1324.8	872	1793.71	2364	11772.6	3301	14891.18	146	275.06	1.85
15	THOUBAL	19	15.17	1	3.95	779	13257.06	3277	10123.2	14479	38768.32	18555	62167.7	1384	1286.42	2.07
16	UKHRUL	0	0	0	0	8	364.26	1312	7577.83	2122	13006.98	3442	20949.07	113	214.23	1.02
Grand	**Total**	**##**	**327.84**	**104**	**2610.1**	**9773**	**184865.8**	**57337**	**190084.5**	**157625**	**583153.7**	**225001**	**961042**	**13702**	**17115.1**	**1.78**

Bank-wise ACP (PS) Performance vis-a-vis Target for Manipur during the FY 2024-2025 upto 30-09-2024

(Amount in Rs. Lakhs)

Sl No.	Bank Name	Agri (PS) Target No.		Agri (PS) Achieved No.		Agri(PS) Achv% Amount	Crop Loan Target No.		Crop Loan Achieved No.		Crop Loan Achv% Amount	MSME (PS) Target No.		MSME (PS) Achieved No.		MSME (PS) Achv% Amount	Other PS Target No.		Other PS Achieved No.		Other PS Achv% Amount	Total (PS) Target No.		Total (PS) Achieved No.		Total(PS) Achv% Amount
		No	Amt	No	Amt		No	Amt	No	Amt		No	Amt	No	Amt		No	Amt	No	Amt		No	Amt	No	Amt	
1	BOB	2447	3968.28	1202	2336.36	58.88	847	771.5	514	1201.91	155.79	1049	4469	667	5282.45	118.2	222	1444.8	46	66.38	4.59	3718	9882.11	1915	7685.19	77.77
2	BOI	3192	7867.73	3650	8568.32	108.9	1158	2016	9	14.79	0.73	444	1402.5	65	1090.63	77.76	68	465.5	6	20.64	4.43	3704	9735.73	3721	9679.59	99.42
3	BOM	451	797	155	452.56	56.78	176	233.5	4	16.01	6.86	273	615	28	1433.76	233.13	18	84	11	130.49	155.35	742	1496	194	2016.81	134.81
4	CAN	2053	3497.07	884	1432.77	40.97	805	1189	859	1383.8	116.38	982	2226.5	136	1156.97	51.96	77	514	67	136.35	26.53	3112	6237.57	1087	2726.09	43.7
5	CBI	1371	2110.18	113	71.62	3.39	806	1060.5	92	69.62	6.56	586	3730.5	459	3634.27	97.42	83	528.5	10	15.62	2.96	2040	6369.18	582	3721.51	58.43
6	IND	614	873.14	81	156.01	17.87	329	378.7	17	12.9	3.41	679	4579	248	2570.07	56.13	74	492.13	5	3.19	0.65	1367	5944.27	334	2729.27	45.91
7	IOB	1295	1354.85	153	225.95	16.68	766	740.2	63	69.6	9.4	196	1088.5	0	265.48	24.39	42	211.24	10	215.15	101.85	1533	2654.59	0	706.58	26.62
8	PNB	3592	5426.08	280	799.1	14.73	1717	2143.7	254	754.4	35.19	2066	8871.5	683	3654.82	41.2	279	2330.4	13	75.93	3.26	5937	16627.97	976	4529.85	27.24
9	PSB	1416	1871.18	12	40.8	2.18	670	805	12	40.8	5.07	525	1511	30	185.54	12.28	80	739	0	0	0	2021	4121.18	42	226.34	5.49
10	SBI	10570	14863.4	3155	5987.78	40.29	6223	6927.18	2771	4269.47	61.63	4914	34199	3782	32238.2	94.27	1021	7588.6	377	467.72	6.16	16505	56650.98	7314	38693.7	68.3
11	UCO	2218	3389.23	77	106.65	3.15	905	1048	75	102.78	9.81	1959	3208	538	1538.99	47.97	159	1163	25	155.64	13.38	4336	7760.23	640	1801.28	23.21
12	UNI	217	311	36	57.56	18.51	104	140.5	1	3	2.14	104	536	114	352.1	65.69	8	49	4	10.85	22.14	329	896	154	420.51	46.93
Pub	**Total**	**29436**	**46329.1**	**9798**	**20235.5**	**43.68**	**14506**	**17453.8**	**4671**	**7939.08**	**45.49**	**13777**	**66437**	**6750**	**53403.28**	**80.38**	**2131**	**15610**	**574**	**1298**	**8.31**	**45344**	**128375.8**	**16959**	**74936.72**	**58.37**
1	AXIS	4150	11192.7	1776	8780.32	78.45	2258	6975.5	215	811.95	11.64	1175	11269	26	3346.65	29.7	688	2646.5	105	201.77	7.62	6013	25108.21	1907	12328.74	49.1
2	BAND	790	929	167	93.15	10.03	393	475	0	0	0	263	804	507	554.78	69	23	137	0	0	0	1076	1870	674	647.93	34.65
3	HDFC	3099	4730.13	332	1437.5	30.39	1557	1972.6	17	10.66	0.54	1524	15142	128	5830.91	38.51	764	1715.5	386	419.07	24.43	5387	21587.62	846	7687.48	35.61
4	ICICI	4557	9517.59	3338	6523.39	68.54	991	1487	1	0	0	1291	10973	173	12452.19	113.48	115	1009	3	6.81	0.67	5963	21499.59	3514	18982.39	88.29
5	IDBI	600	923.63	56	180.99	19.6	287	405.5	11	35.58	8.77	254	1353	105	2485.97	183.74	53	266.72	6	19.53	7.32	907	2543.35	167	2686.49	105.63
6	INDUS	199	344.5	0	0	0	90	143.5	0	0	0	308	999	0	0	0	23	101.5	0	0	0	530	1445	0	0	0
7	YES	522	1186	0	0	0	54	72.5	0	0	0	97	336	3	145	43.15	8	49	0	0	0	627	1571	3	145	9.23
Priv	**Total**	**13917**	**28823.6**	**5669**	**17015.4**	**59.03**	**5630**	**11531.6**	**244**	**858.19**	**7.44**	**4912**	**40876**	**942**	**24815.5**	**60.71**	**1674**	**5925.2**	**500**	**647.18**	**10.92**	**20503**	**75624.77**	**7111**	**42478.03**	**56.17**
1	NESFB	1104	1482	0	0	0	566	693	0	0	0	433	1480	23	54.71	3.7	28	130.5	0	0	0	1565	3092.5	23	54.71	1.77
Small FB	**Total**	**1104**	**1482**	**0**	**0**	**0**	**566**	**693**	**0**	**0**	**0**	**433**	**1480**	**23**	**54.71**	**3.7**	**28**	**130.5**	**0**	**0**	**0**	**1565**	**3092.5**	**23**	**54.71**	**1.77**
1	MRB	4492	6282.62	1707	1405.83	22.38	2610	3336.1	1224	741.56	22.23	2090	5112	356	620.82	12.14	157	1239.2	3	51.5	4.16	6739	12633.86	2066	2078.15	16.45
RRB	**Total**	**4492**	**6282.62**	**1707**	**1405.83**	**22.38**	**2610**	**3336.1**	**1224**	**741.56**	**22.23**	**2090**	**5112**	**356**	**620.82**	**12.14**	**157**	**1239.2**	**3**	**51.5**	**4.16**	**6739**	**12633.86**	**2066**	**2078.15**	**16.45**
1	MSCB	3114	8279.3	138	525.23	6.34	1885	6147.7	37	128.43	2.09	653	1547	78	326.04	21.08	69	348.07	98	391.72	112.54	3836	10174.37	314	1242.99	12.22
Grand	**Total**	**52063**	**91196.6**	**17312**	**39181.9**	**42.96**	**25197**	**39162.2**	**6176**	**9667.26**	**24.69**	**21865**	**115452**	**8149**	**79220.35**	**68.62**	**4059**	**23253**	**1175**	**2388.4**	**10.27**	**77987**	**229901.3**	**26473**	**120790.6**	**52.54**

Bankwise Progress under ACP DISBURSEMENT AGRI (PS) Report of Manipur during the FY-2024-2025 upto date 30-09-2024

(Amount in Rs. Lakhs)

Sl No.	Bank Name	Crop Loan		Forestry and wasteland Dev.		Water Resource		Farm mechanization		Plantation & horticulture		Animal Husbandry		Fishery		Farm Credit Others		Agri. Infrastructure		Ancillary Activities		Tot Agri (PS) Disb	
		No	Amt	No	Amt	No	Amt	No	Amt	No	Amt	No	Amt	No	Amt	No	Amt	No	Amt	No	Amt	No	Amt
1	BOB	514	1201.91	0	0	0	0	0	0	0	0	433	769.99	0	0	178	188.59	15	42.95	62	132.92	1202	2336.36
2	BOI	9	14.79	0	0	0	0	0	0	0	0	0	0	0	0	3597	8449.74	0	0	44	103.79	3650	8568.32
3	BOM	4	16.01	0	0	0	0	0	0	0	0	0	0	2	3.89	2	9.13	0	0	147	423.53	155	452.56
4	CAN	859	1383.8	0	0	0	0	0	0	0	0	0	0	0	0	17	28.47	0	0	8	20.5	884	1432.77
5	CBI	92	69.62	0	0	0	0	0	0	0	0	21	2	0	0	0	0	0	0	0	0	113	71.62
6	IND	17	12.9	0	0	0	0	0	0	0	0	42	59.1	0	0	22	84.01	0	0	0	0	81	156.01
7	IOB	63	69.6	0	0	0	0	0	0	3	8	2	49.23	0	0	85	99.12	0	0	0	0	153	225.95
8	PNB	254	754.4	0	0	0	0	0	0	0	0	11	12.18	2	0.25	0	0	9	23.9	4	8.37	280	799.1
9	PSB	12	40.8	0	0	0	0	0	0	0	0	0	0	0	0	0	0	0	0	0	0	12	40.8
10	SBI	2771	4269.47	0	0	0	0	0	0	0	0	11	15.04	10	15.1	334	576.01	0	0	29	1112.2	3155	5987.78
11	UCO	75	102.78	0	0	0	0	0	0	0	0	1	2.37	1	1.5	0	0	0	0	0	0	77	106.65
12	UNI	1	3	0	0	0	0	0	0	0	0	0	0	0	0	0	0	0	0	35	54.56	36	57.56
Pub	**Total**	**4671**	**7939.08**	**0**	**0**	**0**	**0**	**0**	**0**	**3**	**8**	**521**	**909.91**	**15**	**20.74**	**4235**	**9435.07**	**24**	**66.85**	**329**	**1855.8**	**9798**	**20235.5**
1	AXIS	215	811.95	0	0	0	0	0	0	0	0	0	0	0	0	1561	7968.37	0	0	0	0	1776	8780.32
2	BAND	0	0	0	0	0	0	0	0	0	0	0	0	0	0	0	0	0	0	167	93.15	167	93.15
3	HDFC	17	10.66	267	1348.86	0	0	0	0	0	0	0	0	0	0	47	7.98	0	0	1	70	332	1437.5
4	ICICI	1	0	0	0	0	0	3331	6175.19	0	0	0	0	0	0	0	0	0	0	6	348.2	3338	6523.39
5	IDBI	11	35.58	0	0	0	0	0	0	0	0	0	0	0	0	15	73.23	6	26.88	24	45.3	56	180.99
6	INDUS	0	0	0	0	0	0	0	0	0	0	0	0	0	0	0	0	0	0	0	0	0	0
7	YES	0	0	0	0	0	0	0	0	0	0	0	0	0	0	0	0	0	0	0	0	0	0
Priv	**Total**	**244**	**858.19**	**267**	**1348.86**	**0**	**0**	**3331**	**6175.19**	**0**	**0**	**0**	**0**	**0**	**0**	**1623**	**8049.58**	**6**	**26.88**	**198**	**556.65**	**5669**	**17015.4**
1	NESFB	0	0	0	0	0	0	0	0	0	0	0	0	0	0	0	0	0	0	0	0	0	0
Small FB	**Total**	**0**	**0**	**0**	**0**	**0**	**0**	**0**	**0**	**0**	**0**	**0**	**0**	**0**	**0**	**0**	**0**	**0**	**0**	**0**	**0**	**0**	**0**
1	MRB	1224	741.56	0	0	0	0	0	0	0	0	1	3	0	0	191	361.5	0	0	291	299.77	1707	1405.83
RRB	**Total**	**1224**	**741.56**	**0**	**0**	**0**	**0**	**0**	**0**	**0**	**0**	**1**	**3**	**0**	**0**	**191**	**361.5**	**0**	**0**	**291**	**299.77**	**1707**	**1405.83**
1	MSCB	37	128.43	0	0	0	0	0	0	0	0	54	171.3	47	225.5	0	0	0	0	0	0	138	525.23
Grand	**Total**	**6176**	**9667.26**	**267**	**1348.86**	**0**	**0**	**3331**	**6175.19**	**3**	**8**	**576**	**1084.2**	**62**	**246.2**	**6049**	**17846.2**	**30**	**93.73**	**818**	**2712.3**	**17312**	**39181.9**

Districtwise Progress under ACP DISBURSEMENT(AGRI PS) Report of Manipur during the FY2024-2025 upto date 30-09-2024

(Amount in Rs.Lakhs)

Sl No.	Bank Name	Crop Loan		Forestry and wasteland Dev.		Water Resource		Farm mechanization		Plantation & horticulture		Animal Husbandry		Fishery		Farm Credit Others		Agri. Infrastructure		Ancillary Activities		Tot Agri (PS) Disb	
		No	Amt	No	Amt	No	Amt	No	Amt	No	Amt	No	Amt	No	Amt	No	Amt	No	Amt	No	Amt	No	Amt
1	BISHNUPUR	1301	1634.75	46	222.84	0	0	411	535.82	0	0	16	43.3	13	44.4	997	2278.21	0	0	67	115.72	2851	4875.04
2	CHANDEL	13	7.78	0	0	0	0	3	9.37	0	0	0	0	0	0	0	0	0	0	1	0.02	17	17.17
3	CHURACHANDPUR	578	699.39	0	0	0	0	6	1.98	0	0	26	6	0	0	42	70.36	5	17.88	10	24.3	667	819.91
4	IMPHALEAST	443	889.17	73	401.79	0	0	952	1798.21	0	0	126	147.07	0	0.25	696	1731.95	6	20.9	176	732.72	2472	5722.06
5	IMPHALWEST	1901	3812.97	106	556.86	0	0	1242	2674.1	3	8	305	777.8	6	14.89	2509	9690.6	16	51.95	359	1587.1	6447	19174.2
6	JIRIBAM	1	0.01	0	0	0	0	0	0	0	0	2	6	1	0	0	0	0	0	0	0	4	6.01
7	KAKCHING	330	705.12	0	0	0	0	0	0	0	0	15	25.1	37	175.4	217	594.49	0	0	100	63.52	699	1563.63
8	KAMJONG	5	5.02	0	0	0	0	0	0	0	0	0	0	0	0	0	0	0	0	1	18	6	23.02
9	KANGPOKPI	50	44.91	0	0	0	0	0	0	0	0	11	15.15	0	0	32	56.75	0	0	2	11.8	95	128.61
10	NONEY	97	97.67	0	0	0	0	0	0	0	0	0	0	0	0	29	36	0	0	2	2.08	128	135.75
11	PHERZAWL	0	0	0	0	0	0	0	0	0	0	0	0	0	0	0	0	0	0	0	0	0	0
12	SENAPATI	465	310.91	0	0	0	0	0	0	0	0	0	0	0	0	23	103.82	0	0	4	8.1	492	422.83
13	TAMENGLONG	21	27.15	0	0	0	0	0	0	0	0	6	3	1	0	0	0	0	0	0	0	28	30.15
14	TENGNOUPAL	72	38.8	0	0	0	0	0	0	0	0	7	4.36	0	0	34	22.57	0	0	7	3.92	120	69.65
15	THOUBAL	847	1359.62	42	167.37	0	0	717	1155.71	0	0	22	45.97	4	11.3	1432	3253.9	0	0	87	143.17	3151	6137.04
16	UKHRUL	52	33.99	0	0	0	0	0	0	0	0	40	10.46	0	0	38	7.5	3	3	2	1.84	135	56.79
Grand	**Total**	**6176**	**9667.26**	**267**	**1348.9**	**0**	**0**	**3331**	**6175.19**	**3**	**8**	**576**	**1084.2**	**62**	**246.2**	**6049**	**17846.2**	**30**	**93.73**	**818**	**2712.3**	**17312**	**39181.9**

Bankwise Progress under ACP DISBURSEMENT(MSME) Report of Manipur during the FY-2024-2025 upto

(Amount in Rs. Lakhs)

Sl No.	Bank Name	Micro TL		Micro WC		Small TL		Small WC		Medium TL		Medium WC		KVIC		Others under		CLF		Tot MSME (PS)	
		No	Amt	No	Amt	No	Amt	No	Amt	No	Amt	No	Amt	No	Amt	No	Amt	No	Amt	No	Amt
1	BOB	630	3878.88	0	0	19	1365.57	0	0	3	0	0	0	15	38	0	0	0	0	667	5282.45
2	BOI	117	580.85	0	0	0	0	0	0	0	0	0	0	15	509.78	0	0	0	0	65	1090.63
3	BOM	9	7.79	8	103.59	1	356	3	934.95	0	0	0	0	2	5.76	5	25.67	0	0	28	1433.76
4	CAN	75	792.73	51	339.74	10	24.5	0	0	0	0	0	0	0	0	0	0	0	0	136	1156.97
5	CBI	427	2636.41	0	0	16	952.53	0	0	1	7.5	0	0	14	17.32	1	20.51	0	0	459	3634.27
6	IND	32	115.58	210	1727.68	0	0	6	726.81	0	0	0	0	0	0	0	0	0	0	248	2570.07
7	IOB	74	236.48	2	29	0	0	0	0	0	0	0	0	0	0	0	0	0	0		265.48
8	PNB	373	1402.62	254	945.08	32	711.35	20	474.23	3	104.92	1	16.62	0	0	0	0	0	0	683	3654.82
9	PSB	4	34.78	26	150.76	0	0	0	0	0	0	0	0	0	0	0	0	0	0	30	185.54
10	SBI	2753	17028.7	918	5676.24	77	6662.26	32	2220.78	1	487.65	1	162.55	0	0	0	0	0	0	3782	32238.2
11	UCO	528	1060.18	0	0	10	478.81	0	0	0	0	0	0	0	0	0	0	0	0	538	1538.99
12	UNI	14	8.57	100	343.53	0	0	0	0	0	0	0	0	0	0	0	0	0	0	114	352.1
Pub	**Total**	**5036**	**27783.6**	**1569**	**9315.62**	**165**	**10551.02**	**61**	**4356.77**	**8**	**600.07**	**2**	**179.17**	**46**	**570.86**	**6**	**46.18**	**0**	**0**	**6750**	**53403.28**
1	AXIS	10	778.28	0	0	14	2194	0	0	2	374.37	0	0	0	0	0	0	0	0	26	3346.65
2	BAND	502	354.78	0	0	0	0	0	0	5	200	0	0	0	0	0	0	0	0	507	554.78
3	HDFC	1	48.65	76	2381.39	14	640.51	36	2646.36	0	0	1	114	0	0	0	0	0	0	128	5830.91
4	ICICI	0	0	100	4577.1	0	0	70	6575.09	0	0	3	1300	0	0	0	0	0	0	173	12452.19
5	IDBI	98	491.94	0	0	6	582.03	0	0	0	0	0	0	1	1412	0	0	0	0	105	2485.97
6	INDUS	0	0	0	0	0	0	0	0	0	0	0	0	0	0	0	0	0	0	0	0
7	YES	0	0	1	30	0	0	2	115	0	0	0	0	0	0	0	0	0	0	3	145
Priv	**Total**	**611**	**1673.65**	**177**	**6988.49**	**34**	**3416.54**	**108**	**9336.45**	**7**	**574.37**	**4**	**1414**	**1**	**1412**	**0**	**0**	**0**	**0**	**942**	**24815.5**
1	NESFB	23	54.71	0	0	0	0	0	0	0	0	0	0	0	0	0	0	0	0	23	54.71
Small FB	**Total**	**23**	**54.71**	**0**	**0**	**0**	**0**	**0**	**0**	**0**	**0**	**0**	**0**	**0**	**0**	**0**	**0**	**0**	**0**	**23**	**54.71**
1	MRB	77	20.1	279	600.72	0	0	0	0	0	0	0	0	0	0	0	0	0	0	356	620.82
RRB	**Total**	**77**	**20.1**	**279**	**600.72**	**0**	**0**	**0**	**0**	**0**	**0**	**0**	**0**	**0**	**0**	**0**	**0**	**0**	**0**	**356**	**620.82**
1	MSCB	78	326.04	0	0	0	0	0	0	0	0	0	0	0	0	0	0	0	0	78	326.04
Grand	**Total**	**5825**	**29858.1**	**2025**	**16904.83**	**199**	**13967.56**	**169**	**13693.22**	**15**	**1174.4**	**6**	**1593.17**	**47**	**1982.86**	**6**	**46.18**	**0**	**0**	**8149**	**79220.35**

District wise ACP DISBURSEMENT(MSME) report of Manipur during the FY2024-2025 upto date 30-09-

(Amount in Rs.Lakhs)

Sl No.	Bank Name	Micro TL		Micro WC		Small TL		Small WC		Medium TL		Medium WC		KVIC		Others under MSMEs		CLF		Tot MSME (PS) Disb	
		No	Amt	No	Amt	No	Amt	No	Amt	No	Amt	No	Amt	No	Amt	No	Amt	No	Amt	No	Amt
1	BISHNUPUR	389	751.77	81	683.24	5	54.35	3	603.53	0	0	0	0	0	0	0	0	0	0	478	2092.89
2	CHANDEL	146	93.4	30	23.41	0	0	0	0	0	0	0	0	0	0	0	0	0	0	176	116.81
3	CHURACHANDPUR	557	3062.93	142	983.28	4	33.94	8	219.04	0	0	0	0	3	3.42	0	0	0	0	714	4302.61
4	IMPHALEAST	719	2174.91	350	1856.25	12	313.79	26	2197.84	7	200	0	0	9	4.99	1	20.51	0	0	1124	6768.29
5	IMPHALWEST	2162	19310.6	736	11232.76	143	12035.56	113	9962.58	7	894.44	6	1593	26	1477	5	25.67	0	0	3161	56531.28
6	JIRIBAM	22	73.49	10	36.76	1	0.75	0	0.5	0	0	0	0	0	0	0	0	0	0	33	111.5
7	KAKCHING	350	1029.09	167	631.84	11	1206.99	5	370.55	1	80	0	0	0	0	0	0	0	0	534	3318.47
8	KAMJONG	27	10.48	9	3.5	1	0.31	1	0.1	0	0	0	0	0	0	0	0	0	0	38	14.39
9	KANGPOKPI	195	670.17	65	204.03	12	69.41	5	23.14	0	0	0	0	0	0	0	0	0	0	255	966.75
10	NONEY	19	40.15	22	38.39	0	0	0	0	0	0	0	0	0	0	0	0	0	0	41	78.54
11	PHERZAWL	0	0	0	0	0	0	0	0	0	0	0	0	0	0	0	0	0	0	0	0
12	SENAPATI	431	1118.24	119	303.61	2	1.18	1	0.79	0	0	0	0	2	475	0	0	0	0	555	1898.86
13	TAMENGLONG	40	133.88	23	66.15	4	173.66	1	53.09	0	0	0	0	0	0	0	0	0	0	68	426.78
14	TENGNOUPAL	50	10.24	34	41.54	0	0	0	0	0	0	0	0	0	0	0	0	0	0	84	51.78
15	THOUBAL	573	1113.09	212	738.19	2	73.12	6	262.06	0	0	0	0	6	21.31	0	0	0	0	715	2207.77
16	UKHRUL	145	265.68	25	61.88	2	4.5	0	0	0	0	0	0	1	1.57	0	0	0	0	173	333.63
Grand	**Total**	**5825**	**29858.1**	**2025**	**16904.83**	**199**	**13967.56**	**169**	**13693.22**	**15**	**1174.44**	**6**	**1593**	**47**	**1983**	**6**	**46.18**	**0**	**0**	**8149**	**79220.35**

Bankwise Progress under ACP DISBURSEMENT(OTHER PS) Report of Manipur during the FY-2024-2025 upto date 30-09-2024

(Amount in Rs. Lakhs)

Sl No.	Bank Name	Export Credit		Education (PS)		Housing (PS)		Social Infrastructure		Renewable Energy		Informal Credit		Total Other PS Disb		Loans to weaker	
		No	Amt	No	Amt	No	Amt	No	Amt	No	Amt	No	Amt	No	Amt	No	Amt
1	BOB	0	0	37	66.08	9	0.3	0	0	0	0	0	0	46	66.38	732	1062.16
2	BOI	0	0	6	20.64	0	0	0	0	0	0	0	0	6	20.64	484	881.62
3	BOM	0	0	3	4.49	8	126	0	0	0	0	0	0	11	130.49	4	3.78
4	CAN	0	0	65	106.03	2	30.32	0	0	0	0	0	0	67	136.35	819	1694.99
5	CBI	0	0	8	12.62	2	3	0	0	0	0	0	0	10	15.62	203	698.13
6	IND	0	0	5	3.19	0	0	0	0	0	0	0	0	5	3.19	148	253.15
7	IOB	0	0	3	43	7	172.15	0	0	0	0	0	0	10	215.15	0	0
8	PNB	0	0	6	10.64	7	65.29	0	0	0	0	0	0	13	75.93	1310	9316.57
9	PSB	0	0	0	0	0	0	0	0	0	0	0	0	0	0	0	0
10	SBI	0	0	157	209.65	220	258.07	0	0	0	0	0	0	377	467.72	5348	10718.9
11	UCO	0	0	5	7.05	20	148.59	0	0	0	0	0	0	25	155.64	582	683.81
12	UNI	0	0	4	10.85	0	0	0	0	0	0	0	0	4	10.85	199	384.47
Pub	**Total**	**0**	**0**	**299**	**494.24**	**275**	**803.72**	**0**	**0**	**0**	**0**	**0**	**0**	**574**	**1297.96**	**9829**	**25697.6**
1	AXIS	0	0	0	0	92	199.21	0	0	0	0	13	2.56	105	201.77	1792	8778.19
2	BAND	0	0	0	0	0	0	0	0	0	0	0	0	0	0	2679	1538.85
3	HDFC	0	0	0	0	386	419.07	0	0	0	0	0	0	386	419.07	458	1514.97
4	ICICI	0	0	2	2.7	1	4.11	0	0	0	0	0	0	3	6.81	2676	4616.69
5	IDBI	0	0	0	0	1	5.75	5	13.78	0	0	0	0	6	19.53	70	359.25
6	INDUS	0	0	0	0	0	0	0	0	0	0	0	0	0	0	0	0
7	YES	0	0	0	0	0	0	0	0	0	0	0	0	0	0	1	100
Priv	**Total**	**0**	**0**	**2**	**2.7**	**480**	**628.14**	**5**	**13.78**	**0**	**0**	**13**	**2.56**	**500**	**647.18**	**7676**	**16908**
1	NESFB	0	0	0	0	0	0	0	0	0	0	0	0	0	0	0	0
Small FB	**Total**	**0**	**0**	**0**	**0**	**0**	**0**	**0**	**0**	**0**	**0**	**0**	**0**	**0**	**0**	**0**	**0**
1	MRB	0	0	1	2	2	49.5	0	0	0	0	0	0	3	51.5	1958	1762.97
RRB	**Total**	**0**	**0**	**1**	**2**	**2**	**49.5**	**0**	**0**	**0**	**0**	**0**	**0**	**3**	**51.5**	**1958**	**1762.97**
1	MSCB	0	0	0	0	29	317.12	0	0	0	0	69	74.6	98	391.72	210	560.08
Grand	**Total**	**0**	**0**	**302**	**498.94**	**786**	**1798.48**	**5**	**13.78**	**0**	**0**	**82**	**77.16**	**1175**	**2388.36**	**19673**	**44928.6**

District wise ACP DISBURSEMENT(OTHER PS) report of Manipur during the FY2024-2025 upto date 30-09-2024

(Amount in Rs.Lakhs)

Sl No.	Bank Name	Export Credit		Education (PS)		Housing (PS)		Social Infrastructure		Renewable Energy		Informal Credit		Total Other PS Disb		Loans to weaker	
		No	Amt	No	Amt	No	Amt	No	Amt	No	Amt	No	Amt	No	Amt	No	Amt
1	BISHNUPUR	0	0	10	10.73	63	250.01	0	0	0	0	22	5.9	95	266.64	2536	3855.53
2	CHANDEL	0	0	2	2.77	3	13.74	0	0	0	0	0	0	5	16.51	216	194.78
3	CHURACHANDPUR	0	0	17	35.42	10	44.01	1	7	0	0	1	0.74	29	87.17	1512	5602.65
4	IMPHALEAST	0	0	27	28.72	184	386.43	3	5.67	0	0	28	44.34	242	465.16	2794	4841.82
5	IMPHALWEST	0	0	205	371.3	372	811.64	1	1.11	0	0	15	15.8	593	1199.88	5219	15461.97
6	JIRIBAM	0	0	0	0	0	0	0	0	0	0	0	0	0	0	19	66.95
7	KAKCHING	0	0	8	7.05	21	117.16	0	0	0	0	4	5.5	33	129.71	1516	3095.65
8	KAMJONG	0	0	0	0	0	0	0	0	0	0	0	0	0	0	31	33.07
9	KANGPOKPI	0	0	6	7.7	5	1.2	0	0	0	0	0	0	11	8.9	465	937.54
10	NONEY	0	0	1	1	0	0	0	0	0	0	0	0	1	1	179	228.18
11	PHERZAWL	0	0	0	0	0	0	0	0	0	0	0	0	0	0	0	0
12	SENAPATI	0	0	8	11.61	11	9.01	0	0	0	0	0	0	19	20.62	1176	2274.29
13	TAMENGLONG	0	0	0	0	0	0	0	0	0	0	0	0	0	0	247	2186.99
14	TENGNOUPAL	0	0	0	0	0	0	0	0	0	0	0	0	0	0	196	188.9
15	THOUBAL	0	0	17	22.34	116	163.28	0	0	0	0	12	4.88	145	190.5	3189	4439.91
16	UKHRUL	0	0	1	0.27	1	2	0	0	0	0	0	0	2	2.27	378	1520.37
Grand	**Total**	**0**	**0**	**302**	**498.9**	**786**	**1798.48**	**5**	**13.78**	**0**	**0**	**82**	**77.16**	**1175**	**2388.36**	**19673**	**44928.6**

Bankwise ACP Targets (Non-Priority Sector) Report of Manipur in the FY-2024-2025

(Rs. In Lakhs)

Sl No.	Bank Name	Agriculture (NPS)		MSME (NPS)		Exp Credit (NPS)		Education (NPS)		Housing (NPS)		Personal Loans		Others NPS		NPS Total	
		No	Amt	No	Amt	No	Amt	No	Amt	No	Amt	No	Amt	No	Amt	No	Amt
1	BOB	0	0	0	0	0	0	10	50	10	300	370	1967.5	2160	17050	2550	19367.5
2	BOI	0	0	0	0	0	0	15	100	10	175	370	1600	540	825	935	2700
3	BOM	0	0	0	0	0	0	0	0	3	105	85	460	230	690	318	1255
4	CAN	0	0	0	0	0	0	20	150	9	275	278	1435	253	645	560	2505
5	CBI	0	0	0	0	0	0	31	125	13	275	687	2790	91	317	822	3507
6	IND	0	0	0	0	0	0	0	0	7	222	128	760	40	180	175	1162
7	IOB	0	0	0	0	0	0	10	100	5	125	203	822	35	160	253	1207
8	PNB	0	0	0	0	0	0	30	200	37	723	1398	12131	2674	23601	4139	36655
9	PSB	0	0	0	0	0	0	20	150	10	175	250	1320	75	450	355	2095
10	SBI	0	0	0	0	0	0	111	715	155	2086	3151	20188.5	1789	14415	5206	37404.5
11	UCO	0	0	0	0	0	0	10	50	12	143	276	1728	4987	73767	5285	75688
12	UNI	0	0	0	0	0	0	0	0	2	100	75	350	28	61	105	511
Public	**Total**	0	0	0	0	**0**	**0**	**257**	**1640**	**273**	**4704**	**7271**	**45552**	**12902**	**132161**	**20703**	**184057**
1	AXIS	0	0	0	0	0	0	20	150	13	325	1222	3637	2330	8086	3585	12198
2	BAND	0	0	0	0	0	0	10	100	5	125	200	625	348	507	563	1357
3	HDFC	0	0	0	0	0	0	20	150	12	245	435	2315	145	768	612	3478
4	ICICI	0	0	0	0	0	0	20	150	13	275	307	1846	3029	11297	3369	13568
5	IDBI	0	0	0	0	0	0	10	50	7	150	93	636	230	595	340	1431
6	INDUS	0	0	0	0	0	0	0	0	0	0	76	415	35	110	111	525
7	YES	0	0	0	0	0	0	0	0	0	0	20	100	912	6625	932	6725
Private	**Total**	0	0	0	0	**0**	**0**	**80**	**600**	**50**	**1120**	**2353**	**9574**	**7029**	**27988**	**9512**	**39282**
1	NESFB	0	0	0	0	0	0	10	100	5	125	115	385	22	149	152	759
Small FB	**Total**	0	0	0	0	**0**	**0**	**10**	**100**	**5**	**125**	**115**	**385**	**22**	**149**	**152**	**759**
1	MRB	0	0	0	0	0	0	40	350	29	632	433	1654	309	904	811	3540
RRB	**Total**	0	0	0	0	**0**	**0**	**40**	**350**	**29**	**632**	**433**	**1654**	**309**	**904**	**811**	**3540**
1	MSCB	0	0	0	0	0	0	21	160	10	175	227	951	342	511	600	1797
Grand	**Total**	0	0	0	0	**0**	**0**	**408**	**2850**	**367**	**6756**	**10399**	**58116**	**20604**	**161713**	**31778**	**229435**

Bankwise Progress under ACP DISBURSEMENT(NON PRIORITY) Report of Manipur during the FY-2024-2025 upto date 30-09-2024

(Amount in Rs. Lakhs)

Sl No.	Bank Name	Agriculture		MSME (NPS)		Exp Credit		Education (NPS)		Housing (NPS)		Personal Loans		Others NPS		Total ACP (NPS)	
		No	Amt	No	Amt	No	Amt	No	Amt	No	Amt	No	Amt	No	Amt	No	Amt
1	BOB	0	0	0	0	0	0	30	261.98	152	2488.96	3446	9307.83	580	4970.08	4208	17028.85
2	BOI	0	0	0	0	0	0	0	0	11	242.8	358	1968.22	83	686.83	452	2897.85
3	BOM	39	188.1	3	775	0	0	3	50.61	14	317.07	13	73.07	350	632.65	422	2036.5
4	CAN	4	0	0	0	0	0	3	0	18	304.01	411	844.43	67	436.01	503	1584.45
5	CBI	0	0	0	0	0	0	0	0	0	0	148	1104.43	81	243.34	229	1347.77
6	IND	0	0	0	0	0	0	0	0	17	310.46	195	1180.37	0	0	212	1490.83
7	IOB	0	0	0	0	0	0	0	0	2	117	27	111.77	420	856.41	449	1085.18
8	PNB	0	0	0	0	0	0	2	31.22	71	1128.19	1529	18656.12	633	2681.42	2235	22496.95
9	PSB	0	0	0	0	0	0	0	0	7	115.4	0	0	488	1144.61	495	1260.01
10	SBI	0	0	0	0	0	0	14	208.67	1395	12600.19	895	5746.56	15617	91525.37	17921	110080.8
11	UCO	0	0	0	0	0	0	0	0	30	390.21	90	235.26	267	1942.02	387	2567.49
12	UNI	0	0	0	0	0	0	4	15.16	12	47.34	69	412.34	11	165.8	96	640.64
Pub	**Total**	**43**	**188.1**	**3**	**775**	**0**	**0**	**56**	**567.64**	**1729**	**18061.63**	**7181**	**39640.4**	**18597**	**105284.5**	**27609**	**164517.3**
1	AXIS	0	0	0	0	0	0	0	0	0	0	2664	5340.83	464	3009.24	3128	8350.07
2	BAND	0	0	0	0	0	0	0	0	0	0	0	0	466	655.33	466	655.33
3	HDFC	0	0	0	0	0	0	0	0	0	0	60	428.79	993	4169.93	1053	4598.72
4	ICICI	0	0	0	0	0	0	2	42.17	35	1485.23	163	1606.11	8075	9127.75	8275	12261.26
5	IDBI	0	0	0	0	0	0	2	3.22	19	239.35	2	24.5	307	1404.81	330	1671.88
6	INDUS	0	0	0	0	0	0	0	0	0	0	0	0	11	41.02	11	41.02
7	YES	0	0	0	0	0	0	0	0	0	0	11	47.15	198	5455.85	209	5503
Priv	**Total**	**0**	**0**	**0**	**0**	**0**	**0**	**4**	**45.39**	**54**	**1724.58**	**2900**	**7447.38**	**10514**	**23863.93**	**13472**	**33081.28**
1	NESFB	0	0	0	0	0	0	0	0	0	0	0	0	0	0	0	0
Small FB	**Total**	**0**	**0**	**0**	**0**	**0**	**0**	**0**	**0**	**0**	**0**	**0**	**0**	**0**	**0**	**0**	**0**
1	MRB	0	0	0	0	0	0	0	0	7	297.8	28	139	21	175.22	56	612.02
RRB	**Total**	**0**	**0**	**0**	**0**	**0**	**0**	**0**	**0**	**7**	**297.8**	**28**	**139**	**21**	**175.22**	**56**	**612.02**
1	MSCB	0	0	0	0	0	0	0	0	0	0	45	215.37	212	249.79	257	465.16
Grand	**Total**	**43**	**188.1**	**3**	**775**	**0**	**0**	**60**	**613.03**	**1790**	**20084.01**	**10154**	**47442.15**	**29344**	**129573.5**	**41394**	**198675.8**

District wise ACP DISBURSEMENT(NON PS) report of Manipur during the FY2024-2025 upto date 30-09-2024

(Amount in Rs.Lakhs)

Sl No.	Bank Name	Agriculture		MSME (NPS)		Exp Credit		Education (NPS)		Housing (NPS)		Personal Loans		Others NPS		Total ACP (NPS)	
		No	Amt	No	Amt	No	Amt	No	Amt	No	Amt	No	Amt	No	Amt	No	Amt
1	BISHNUPUR	0	0	0	0	0	0	0	0	56	656.05	493	1522.87	1492	4953.97	2041	7132.89
2	CHANDEL	0	0	0	0	0	0	0	0	25	315.1	27	200.72	538	3532.05	590	4047.87
3	CHURACHANDPUR	2	0	0	0	0	0	0	0	109	1229.18	398	3013.85	1974	11727.31	2483	15970.34
4	IMPHALEAST	0	0	0	0	0	0	8	25.81	211	2710.41	1661	6894.14	4075	14936.76	5955	24567.12
5	IMPHALWEST	40	188.1	3	775	0	0	50	577.87	1038	11651.77	6039	26637.61	15472	66077.5	22642	105907.9
6	JIRIBAM	0	0	0	0	0	0	0	0	2	30.45	40	491.33	67	506.93	109	1028.71
7	KAKCHING	0	0	0	0	0	0	0	0	104	1062.67	554	1704.22	653	2848.75	1311	5615.64
8	KAMJONG	0	0	0	0	0	0	0	0	0	0	1	14.5	45	406.02	46	420.52
9	KANGPOKPI	0	0	0	0	0	0	2	9.35	35	104.17	95	751.15	619	4567.87	751	5432.54
10	NONEY	0	0	0	0	0	0	0	0	1	0.5	3	48.5	49	490.87	53	539.87
11	PHERZAWL	0	0	0	0	0	0	0	0	0	0	0	0	0	0	0	0
12	SENAPATI	0	0	0	0	0	0	0	0	44	549.6	91	793.02	781	5185.4	916	6528.02
13	TAMENGLONG	0	0	0	0	0	0	0	0	1	3	152	2064.92	34	138.69	187	2206.61
14	TENGNOUPAL	0	0	0	0	0	0	0	0	5	40.07	39	221.68	285	2182.67	329	2444.42
15	THOUBAL	1	0	0	0	0	0	0	0	157	1689.04	418	1598.74	2909	9035.78	3485	12323.56
16	UKHRUL	0	0	0	0	0	0	0	0	2	42	143	1484.9	351	2982.91	496	4509.81
Grand	**Total**	**43**	**188.1**	**3**	**775**	**0**	**0**	**60**	**613.03**	**1790**	**20084.01**	**10154**	**47442.15**	**29344**	**129573.5**	**41394**	**198675.8**

Bankwise Progress under Investment Credit Under Agriculture-Disbursement Report of Manipur during the FY-2024-2025 upto date 30-09-2024

(Amount in Rs.Lakhs)

Sl No.	Bank Name	KCCs for AH and Allied Activities		Farm Production		Dairy		Farm Mechanisation		Poultry		fisheries		Godown		Clinic		Other		Total IC- Agri Disb	
		No	Amt	No	Amt	No	Amt	No	Amt	No	Amt	No	Amt	No	Amt	No	Amt	No	Amt	No	Amt
1	BOB	12	5.31	0	0	18	30.24	0	0	34	44.81	8	14.81	0	0	0	0	751	522.15	823	617.32
2	BOI	0	0	0	0	0	0	0	0	0	0	0	0	0	0	0	0	1969	4777.6	1969	4777.6
3	BOM	0	0	0	0	0	0	0	0	0	0	2	1.87	0	0	0	0	67	257.55	69	259.42
4	CAN	0	0	1	5	0	0	0	0	3	3	4	39	0	0	0	0	86	129.08	94	176.08
5	CBI	21	2	0	0	0	0	0	0	7	0.42	14	1.57	0	0	0	0	0	0	42	3.99
6	IND	0	0	0	0	0	0	0	0	0	0	0	0	0	0	0	0	23	89.53	23	89.53
7	IOB	0	0	0	0	0	0	0	0	21	56.65	0	0	0	0	0	0	30	75.09	51	131.74
8	PNB	21	17.6	0	0	1	3.5	0	0	0	0	27	141.47	0	0	0	0	29	109.46	78	272.03
9	PSB	0	0	0	0	0	0	0	0	2	2.36	0	0	0	0	0	0	0	0	2	2.36
10	SBI	78	50.65	0	0	15	44.79	0	0	44	74.25	9	14.14	0	0	0	0	0	0	146	183.83
11	UCO	4	18.87	0	0	0	0	0	0	3	17.37	1	1.5	0	0	0	0	0	0	8	37.74
12	UNI	0	0	0	0	125	207.39	0	0	1	0.5	0	0	0	0	0	0	35	54.56	161	262.45
Pub	**Total**	**136**	**94.43**	**1**	**5**	**159**	**285.92**	**0**	**0**	**115**	**199.36**	**65**	**214.36**	**0**	**0**	**0**	**0**	**2990**	**6015**	**3466**	**6814.09**
1	AXIS	0	0	0	0	0	0	0	0	0	0	0	0	0	0	0	0	0	0	0	0
2	BAND	0	0	0	0	0	0	0	0	0	0	0	0	0	0	0	0	0	0	0	0
3	HDFC	0	0	0	0	0	0	0	0	0	0	0	0	0	0	0	0	332	1437.5	332	1437.5
4	ICICI	14	2.11	0	0	23	17.15	0	0	3123	5717.09	85	132.58	0	0	0	0	87	306.26	3332	6175.19
5	IDBI	0	0	0	0	0	0	0	0	0	0	0	0	0	0	0	0	15	73.23	15	73.23
6	INDUS	0	0	0	0	0	0	0	0	0	0	0	0	0	0	0	0	0	0	0	0
7	YES	0	0	0	0	0	0	0	0	0	0	0	0	0	0	0	0	0	0	0	0
Priv	**Total**	**14**	**2.11**	**0**	**0**	**23**	**17.15**	**0**	**0**	**3123**	**5717.09**	**85**	**132.58**	**0**	**0**	**0**	**0**	**434**	**1817**	**3679**	**7685.92**
1	NESFB	0	0	0	0	0	0	0	0	0	0	0	0	0	0	0	0	0	0	0	0
Small FB	**Total**	**0**	**0**	**0**	**0**	**0**	**0**	**0**	**0**	**0**	**0**	**0**	**0**	**0**	**0**	**0**	**0**	**0**	**0**	**0**	**0**
1	MRB	0	0	0	0	0	0	0	0	0	0	0	0	0	0	0	0	0	0	0	0
RRB	**Total**	**0**	**0**	**0**	**0**	**0**	**0**	**0**	**0**	**0**	**0**	**0**	**0**	**0**	**0**	**0**	**0**	**0**	**0**	**0**	**0**
1	MSCB	48	134.35	0	0	12	33.8	0	0	12	48.4	46	231	0	0	0	0	23	81.4	141	528.95
Grand	**Total**	**198**	**230.89**	**1**	**5**	**194**	**336.87**	**0**	**0**	**3250**	**5964.85**	**196**	**577.94**	**0**	**0**	**0**	**0**	**3447**	**7913.4**	**7286**	**15028.96**

District wise Investment Credit Under Agriculture-Disbursement report of Manipur during the FY2024-2025 upto date 30-09-2024

(Amount in Rs.Lakhs)

Sl No.	Bank Name	KCCs for AH and Allied Activities		Farm Production		Dairy		Farm Mechanisation		Poultry		fisheries		Godown		Clinic		Other		Total IC- Agri Disb	
		No	Amt	No	Amt	No	Amt	No	Amt	No	Amt	No	Amt	No	Amt	No	Amt	No	Amt	No	Amt
1	BISHNUPUR	21	68.23	0	0	4	15.29	0	0	385	465.77	33	101.35	0	0	0	0	318	831.37	761	1482.01
2	CHANDEL	5	2.5	0	0	0	0	0	0	3	9.37	0	0	0	0	0	0	0	0	8	11.87
3	CHURACHANDPUR	20	4.52	0	0	1	0.38	0	0	14	5.92	13	10.96	0	0	0	0	50	65.92	98	87.7
4	IMPHALEAST	25	37.69	0	0	16	20.95	0	0	946	1786.6	37	113.81	0	0	0	0	732	1305.7	1756	3264.76
5	IMPHALWEST	48	26.74	0	0	151	251.8	0	0	1194	2608.62	66	135.83	0	0	0	0	1439	3868.2	2898	6891.17
6	JIRIBAM	2	0.01	0	0	2	6	0	0	0	0	1	5	0	0	0	0	2	10	7	21.01
7	KAKCHING	27	28.28	0	0	3	4.6	0	0	5	22.86	37	196.68	0	0	0	0	8	18.08	80	270.5
8	KAMJONG	0	0	0	0	0	0	0	0	0	0	0	0	0	0	0	0	0	0	0	0
9	KANGPOKPI	0	0	0	0	1	0.07	0	0	20	36.15	0	0	0	0	0	0	69	51.51	90	87.73
10	NONEY	0	0	0	0	0	0	0	0	2	2.03	0	0	0	0	0	0	2	2.08	4	4.11
11	PHERZAWL	0	0	0	0	0	0	0	0	0	0	0	0	0	0	0	0	0	0	0	0
12	SENAPATI	1	0	0	0	3	15.5	0	0	4	12.77	0	0	0	0	0	0	4	30.5	12	58.77
13	TAMENGLONG	7	7.75	0	0	0	0	0	0	0	0	0	0	0	0	0	0	5	7.38	12	15.13
14	TENGNOUPAL	2	0.64	0	0	0	0	0	0	0	0	1	0.08	0	0	0	0	17	4.36	20	5.08
15	THOUBAL	37	51.56	1	5	10	17.28	0	0	670	1008.2	7	11.53	0	0	0	0	766	1712.3	1491	2805.89
16	UKHRUL	3	2.97	0	0	3	5	0	0	7	6.56	1	2.7	0	0	0	0	35	6	49	23.23
Grand	**Total**	**198**	**230.9**	**1**	**5**	**194**	**336.9**	**0**	**0**	**3250**	**5964.85**	**196**	**577.94**	**0**	**0**	**0**	**0**	**3447**	**7913.4**	**7286**	**15029**

Bankwise Progress under Investment Credit Under Agriculture-Outstanding Report of Manipur as on date 30-09-2024

(Amount in Rs. Lakhs)

Sl No.	Bank Name	KCCs for AH and Allied Activities		Farm Production		Dairy		Farm Mechanisation		Poultry		fisheries		Godown		Clinic		Other		Total IC- Agri OS	
		No	Amt	No	Amt	No	Amt	No	Amt	No	Amt	No	Amt	No	Amt	No	Amt	No	Amt	No	Amt
1	BOB	40	65.37	0	0	69	159.9	0	0	142	276.63	44	161.83	0	0	0	0	528	1333.91	823	1997.64
2	BOI	0	0	0	0	0	0	0	0	0	0	0	0	0	0	0	0	9468	15739.2	9468	15739.2
3	BOM	0	0	3	15.93	0	0	0	0	1	1.35	2	1.87	0	0	1	5.7	92	319.8	99	344.65
4	CAN	1	0.55	1	5.12	26	118.96	6	25.24	112	89.05	43	333.55	0	0	0	0	601	1132.69	790	1705.16
5	CBI	36	52.48	0	0	49	155.31	4	0	23	38.86	38	105.79	0	0	0	0	108	220.77	258	573.21
6	IND	0	0	0	0	0	0	0	0	0	0	0	0	0	0	0	0	42	215.67	42	215.67
7	IOB	0	0	0	0	2	4.05	0	0	80	148.18	0	0	0	0	0	0	214	218.76	296	370.99
8	PNB	212	210.52	0	0	125	129.57	68	62.81	59	84.88	203	1072.29	0	0	0	0	654	1282.8	1321	2842.87
9	PSB	87	198.22	18	82.63	16	29.23	0	0	44	50.75	1	1.19	0	0	0	0	0	0	166	362.02
10	SBI	554	379.07	0	0	26	89.41	6	21.93	65	233.16	102	172.71	0	0	0	0	0	0	753	896.28
11	UCO	273	454.63	0	0	0	0	0	0	63	87.51	48	163.61	0	0	0	0	0	0	384	705.75
12	UNI	0	0	0	0	191	323.48	0	0	6	7.35	0	0	0	0	0	0	-33	53.8	164	384.63
Pub	**Total**	**1203**	**1360.84**	**22**	**103.68**	**504**	**1009.91**	**84**	**109.98**	**595**	**1017.72**	**481**	**2012.84**	**0**	**0**	**1**	**5.7**	**11674**	**20517.4**	**14564**	**26138.1**
1	AXIS	0	0	0	0	0	0	0	0	0	0	0	0	0	0	0	0	0	0	0	0
2	BAND	0	0	0	0	0	0	0	0	0	0	0	0	0	0	0	0	0	0	0	0
3	HDFC	0	0	0	0	0	0	168	60.17	0	0	0	0	0	0	0	0	1101	3296.45	1269	3356.62
4	ICICI	128	278.66	0	0	76	135.41	0	0	5197	10944.67	214	391.93	0	0	0	0	244	583.52	5859	12334.2
5	IDBI	0	0	0	0	0	0	0	0	0	0	0	0	0	0	0	0	84	170.32	84	170.32
6	INDUS	0	0	0	0	0	0	0	0	0	0	0	0	0	0	0	0	0	0	0	0
7	YES	0	0	0	0	0	0	0	0	0	0	0	0	0	0	0	0	0	0	0	0
Priv	**Total**	**128**	**278.66**	**0**	**0**	**76**	**135.41**	**168**	**60.17**	**5197**	**10944.67**	**214**	**391.93**	**0**	**0**	**0**	**0**	**1429**	**4050.29**	**7212**	**15861.1**
1	NESFB	0	0	0	0	0	0	0	0	0	0	0	0	0	0	0	0	0	0	0	0
Small FB	**Total**	**0**	**0**	**0**	**0**	**0**	**0**	**0**	**0**	**0**	**0**	**0**	**0**	**0**	**0**	**0**	**0**	**0**	**0**	**0**	**0**
1	MRB	0	0	0	0	0	0	0	0	0	0	0	0	0	0	0	0	0	0	0	0
RRB	**Total**	**0**	**0**	**0**	**0**	**0**	**0**	**0**	**0**	**0**	**0**	**0**	**0**	**0**	**0**	**0**	**0**	**0**	**0**	**0**	**0**
1	MSCB	1682	1114.54	0	0	70	225.66	0	0	100	418.68	737	2754.22	0	0	0	0	1507	1953.46	4096	6466.56
Grand	**Total**	**3013**	**2754.04**	**22**	**103.68**	**650**	**1370.98**	**252**	**170.15**	**5892**	**12381.07**	**1432**	**5158.99**	**0**	**0**	**1**	**5.7**	**14610**	**26521.2**	**25872**	**48465.8**

District wise Investment Credit Under Agriculture-Outstanding report of Manipur as on date 30-09-2024

(Amount in Rs.Lakhs)

Sl No.	Bank Name	KCCs for AH and Allied Activities		Farm Production		Dairy		Farm Mechanisation		Poultry		fisheries		Godown		Clinic		Other		Total IC- Agri OS	
		No	Amt	No	Amt	No	Amt	No	Amt	No	Amt	No	Amt	No	Amt	No	Amt	No	Amt	No	Amt
1	BISHNUPUR	301	270.76	0	0	26	91.21	19	19.3	633	1034.57	517	1665.5	0	0	0	0	1674	2835.43	3170	5916.81
2	CHANDEL	94	70.09	0	0	0	0	0	0	20	38.66	1	1.15	0	0	0	0	0	0	115	109.9
3	CHURACHANDPUR	387	351.88	0	0	109	57.81	10	3.06	104	123.88	38	87.72	0	0	0	0	448	626.34	1096	1250.69
4	IMPHALEAST	461	531.09	9	53.5	88	226.64	125	35.47	1732	3529.72	145	575.65	0	0	0	0	2817	4854.74	5377	9806.78
5	IMPHALWEST	772	737.35	12	45.1	359	829.53	28	46.83	2199	5550.59	334	1255.4	0	0	1	5.7	4562	10183.6	8267	18654
6	JIRIBAM	17	15.09	0	0	2	8.81	0	0	2	9.94	1	4.76	0	0	0	0	4	19.01	26	57.61
7	KAKCHING	369	311.1	0	0	9	24.93	3	6.38	33	100.87	294	1228.6	0	0	0	0	202	289.74	910	1961.62
8	KAMJONG	0	0	0	0	0	0	0	0	0	0	0	0	0	0	0	0	0	0	0	0
9	KANGPOKPI	73	35.81	0	0	7	11.79	0	0	43	122.72	2	2.89	0	0	0	0	131	186.83	256	360.04
10	NONEY	0	0	0	0	0	0	0	0	2	3.61	0	0	0	0	0	0	75	86.82	77	90.43
11	PHERZAWL	0	0	0	0	0	0	0	0	0	0	0	0	0	0	0	0	0	0	0	0
12	SENAPATI	57	22.06	0	0	7	24.09	28	8.61	9	29.1	1	4.89	0	0	0	0	100	204.92	202	293.67
13	TAMENGLONG	83	78.83	0	0	7	1.94	2	0.89	15	5.75	2	0.8	0	0	0	0	75	41.46	184	129.67
14	TENGNOUPAL	52	38.02	0	0	0	0	0	0	1	1.03	1	5.43	0	0	0	0	27	28.36	81	72.84
15	THOUBAL	312	262.65	1	5.12	25	82.36	37	49.61	1081	1809.04	94	322.54	0	0	0	0	4210	6849.24	5760	9380.56
16	UKHRUL	35	29.31	0	0	11	11.87	0	0	18	21.59	2	3.67	0	0	0	0	285	314.71	351	381.15
Grand	**Total**	**3013**	**2754.04**	**22**	**104**	**650**	**1370.98**	**252**	**170.2**	**5892**	**12381.1**	**1432**	**5159**	**0**	**0**	**1**	**5.7**	**14610**	**26521.2**	**25872**	**48465.8**

Bankwise Progress under KISAN CREDIT CARD Report of Manipur during the FY-2024-2025 & O/S as on date 30-09-2024

(Amount in Rs. Lakhs)

Sl No.	Bank Name	No. of KCC issued during quarter (Including renewal)	KCC Disbursed Amount during quarter	Total O/S KCC No.	Total O/S KCC Amount.	Number of rupay card Issued	KCC Card activated	No. of KCC for animal husbandary issued during quarter (Including renewal)	KCC for animal husbandary Amount disbursed during quarter	AH Total no. of KCC	AH Outstanding amount.	AH Number of rupay card Issued	AH Card activated	No. of KCC for Fishries issued during quarter (including renewal)	KCC for Fishery Amount disbursed during quarter	Fishery Total no. of KCC	Fishery Outstanding amount.	Fishery Number of rupay card Issued	Fishery Card activated
1	BOB	20	116.43	340	485.36	0	0	14	67.75	185	293.14	0	0	0	7.79	6	12.17	0	0
2	BOI	0	0	346	177.78	258	232	0	0	0	0	0	0	0	0	62	148.88	0	0
3	BOM	1	0.8	2	1.87	2	2	0	0	0	0	0	0	1	0.8	2	1.87	2	2
4	CAN	29	33.83	513	364.4	103	103	0	0	0	0	0	0	0	0	0	0	0	0
5	CBI	20	8.37	59	43.55	59	45	0	0	8	15.61	7	5	3	0.05	29	36.86	27	27
6	IND	0	0	443	306.4	138	135	0	0	23	22.62	0	0	0	0	5	4.89	0	0
7	IOB	8	15.2	204	243.34	204	204	0	0	0	0	0	0	0	0	0	0	0	0
8	PNB	46	46.85	9662	6035.46	752	69	11	12.18	129	118.49	49	31	2	0.25	19	24.24	1	1
9	PSB	1	1.65	59	99.78	59	59	3	5.3	23	38.95	23	23	0	0	1	1.29	1	1
10	SBI	376	827.96	2795	2044.02	1867	1211	50	50.65	519	379.07	68	67	58	43.94	153	233.68	3	3
11	UCO	43	53.78	1065	804.31	21	21	1	2.37	305	497.41	4	4	0	1.5	52	167.51	0	0
12	UNI	1	0	6	1.77	2	2	0	0	0	0	0	0	0	0	1	0	0	0
Public	**Total**	**545**	**1104.87**	**15494**	**10608.04**	**3465**	**2083**	**79**	**138.25**	**1192**	**1365.29**	**151**	**130**	**64**	**54.33**	**330**	**631.39**	**34**	**34**
1	AXIS	86	467.87	206	3211.22	112	110	0	0	0	0	0	0	0	0	0	0	0	0
2	BAND	0	0	0	0	0	0	0	0	0	0	0	0	0	0	0	0	0	0
3	HDFC	127	706.16	1567	3328.11	613	43	0	0	0	0	0	0	0	0	0	0	0	0
4	ICICI	1	0	3	6.6	3	1	0	0	0	0	0	0	0	0	1	1.46	1	0
5	IDBI	1	1	1058	511.08	1058	1058	0	0	0	0	0	0	0	0	0	0	0	0
6	INDUS	0	0	0	0	0	0	0	0	0	0	0	0	0	0	0	0	0	0
7	YES	0	0	0	0	0	0	0	0	0	0	0	0	0	0	0	0	0	0
Private	**Total**	**215**	**1175.03**	**2834**	**7057.01**	**1786**	**1212**	**0**	**0**	**0**	**0**	**0**	**0**	**0**	**0**	**1**	**1.46**	**1**	**0**
1	NESFB	0	0	0	0	0	0	0	0	0	0	0	0	0	0	0	0	0	0
Small FB	**Total**	**0**	**0**	**0**	**0**	**0**	**0**	**0**	**0**	**0**	**0**	**0**	**0**	**0**	**0**	**0**	**0**	**0**	**0**
1	MRB	567	332.05	10075	4703.11	10075	10075	145	102.62	696	477.94	696	696	5	4.15	138	69.25	138	138
RRB	**Total**	**567**	**332.05**	**10075**	**4703.11**	**10075**	**10075**	**145**	**102.62**	**696**	**477.94**	**696**	**696**	**5**	**4.15**	**138**	**69.25**	**138**	**138**
1	MSCB	36	129.23	3064	1777.2	3259	3063	2	2.2	1421	973.43	1399	1393	0	0	225	249.28	225	225
Grand	**Total**	**1363**	**2741.18**	**31467**	**24145.36**	**18585**	**16433**	**226**	**243.07**	**3309**	**2816.66**	**2246**	**2219**	**69**	**58.48**	**694**	**951.38**	**398**	**397**

District wise progress under KCC report of Manipur during the FY2024-2025 & O/S as on date 30-09-2024

(Amount in Rs.Lakhs)

Sl No.	District Name	No. of KCC issued during quarter (Including renewal)	KCC Disbursed Amount during quarter	Total O/S KCC No.	Total O/S KCC Amount.	Number of rupay card Issued	KCC Card activated	No. of KCC for animal husbandary issued during quarter (Including renewal)	KCC for animal husbandary Amount disbursed during quarter	AH Total no. of KCC	AH Outstanding amount.	AH Number of rupay card Issued	AH Card activated	No. of KCC for Fishries issued during quarter (including renewal)	KCC for Fishery Amount disbursed during quarter	Fishery Total no. of KCC	Fishery Outstanding amount.	Fishery Number of rupay card Issued	Fishery Card activated
1	BISHNUPUR	132	265.49	5004	2966.42	4617	4564	1	7.16	341	290.16	234	230	9	4.6	195	195.81	154	154
2	CHANDEL	5	5.28	103	48.84	2	2	4	2.5	90	70.09	6	6	0	0	3	2.65	0	0
3	CHURACHANDPUR	203	558.49	2341	1749.48	1647	1196	3	3.94	241	282.91	105	103	4	10.05	41	82.96	24	24
4	IMPHALEAST	133	478.36	3258	2988.33	2770	2180	22	55.8	745	657.11	554	554	3	3.45	32	51.71	9	9
5	IMPHALWEST	264	683.66	12787	11059.02	3620	3213	115	96.76	753	642.29	595	592	7	10	61	69.56	37	36
6	JIRIBAM	1	0	72	34.17	23	23	0	0	12	10.66	8	8	1	0	5	4.43	0	0
7	KAKCHING	80	126.15	1058	1021.15	977	945	9	7.61	372	292.42	236	236	38	19.75	231	332.1	120	120
8	KAMJONG	5	5.02	5	4.98	0	0	0	0	0	0	0	0	0	0	0	0	0	0
9	KANGPOKPI	21	35.49	943	559.5	691	600	0	0	58	42.24	28	28	0	0	5	2.02	5	5
10	NONEY	64	58.97	277	224.81	201	201	0	0	3	1.59	3	3	0	0	0	0	0	0
11	PHERZAWL	0	0	0	0	0	0	0	0	0	0	0	0	0	0	0	0	0	0
12	SENAPATI	219	263.06	1683	1044.94	949	624	0	0	47	22.06	3	3	0	0	0	0	0	0
13	TAMENGLONG	23	22.46	135	100.46	34	14	9	7.25	57	53.54	0	0	2	1.09	10	9.76	0	0
14	TENGNOUPAL	63	37.76	176	84.57	110	104	21	11.21	83	58.95	34	32	1	0.08	3	7.2	2	2
15	THOUBAL	137	184.77	3097	1899.97	2748	2585	40	47.88	448	346.08	394	378	3	6.76	105	189.31	46	46
16	UKHRUL	13	16.22	528	358.72	196	182	2	2.96	59	46.56	46	46	1	2.7	3	3.87	1	1
Grand	**Total**	**1363**	**2741.18**	**31467**	**24145.36**	**18585**	**16433**	**226**	**243.07**	**3309**	**2816.66**	**2246**	**2219**	**69**	**58.48**	**694**	**951.38**	**398**	**397**

Bankwise Progress under FI & KCC Report of Manipur as on date 30-09-2024

Sl No.	Bank Name	Inactive CSPs	RuPay card active in PMJDY	First time active RuPay card	Aadhaar Authenticated SB accounts	RuPay card issued in KCC
1	BOB	0	4505	1651	65243	24
2	BOI	0	0	2139	4345	0
3	BOM	0	4315	2120	4231	2
4	CAN	0	3824	839	16270	103
5	CBI	21	27786	0	179627	68
6	IND	0	1457	21102	42888	138
7	IOB	0	12025	7277	8505	198
8	PNB	0	34656	0	18515	22
9	PSB	0	7567	0	7153	89
10	SBI	26	70646	93866	567873	567
11	UCO	0	11330	4	126490	21
12	UNI	0	4302	0	17706	1
Public	**Total**	**47**	**182413**	**128998**	**1058846**	**1233**
1	AXIS	0	2738	0	37356	205
2	BAND	0	0	0	0	0
3	HDFC	41	1990	1990	11263	613
4	ICICI	0	675	147	18844	2
5	IDBI	0	0	0	4265	1058
6	INDUS	0	590	0	5815	2364
7	YES	489	58	0	1019	0
Private	**Total**	**530**	**6051**	**2137**	**78562**	**4242**
1	NESFB	0	0	0	0	0
Small FB	**Total**	**0**	**0**	**0**	**0**	**0**
1	MRB	0	45025	45025	174198	8478
RRB	**Total**	**0**	**45025**	**45025**	**174198**	**8478**
1	MSCB	0	2925	555	59008	3313
Grand	**Total**	**577**	**236414**	**176715**	**1370614**	**17266**

District wise progress under FI & KCC report of Manipur as on date 30-09-2024

Sl No.	District Name	Inactive CSPs	RuPay card active in PMJDY	First time active RuPay card	Aadhaar Authenticated SB accounts	RuPay card issued in KCC
1	BISHNUPUR	6	27757	19735	176204	4628
2	CHANDEL	2	3419	2072	23000	2
3	CHURACHANDPUR	9	22322	15581	154928	704
4	IMPHALEAST	10	30638	23092	174351	4623
5	IMPHALWEST	521	71149	48538	422625	3204
6	JIRIBAM	0	3987	48	2529	23
7	KAKCHING	0	13233	11846	74018	853
8	KAMJONG	0	606	746	3628	0
9	KANGPOKPI	2	8651	10943	53403	520
10	NONEY	0	2807	2958	7679	72
11	PHERZAWL	0	0	0	0	0
12	SENAPATI	6	9165	7269	70462	265
13	TAMENGLONG	1	4432	1295	4142	14
14	TENGNOUPAL	1	4166	3694	22056	17
15	THOUBAL	19	21619	21133	135565	2278
16	UKHRUL	0	12463	7765	46024	63
Grand	**Total**	**577**	**236414**	**176715**	**1370614**	**17266**

Bankwise Progress under SHG Report of Manipur during the FY-2024-2025 & O/S as on date 30-09-2024

(Amount in Rs. Lakhs)

Sl No.	Bank Name	During the Quarter Savings Linked No	During the Quarter Savings Linked Amount	During the Quarter Credit Linked No	During the Quarter Credit Linked Amount	Current FY Savings Linked No	Current FY Savings Linked Amount	Current FY Credit Linked No	Current FY Credit Linked Amount	SHG O/S No.	SHG O/S Amt.	SHG NPA No.	SHG NPA Amt.	SHG NPA Amt. %
1	BOB	20	0.31	34	47.37	77	8.23	38	51.69	212	185.3	13	13.65	7.37
2	BOI	26	0.26	16	59.21	44	32.12	39	86.85	179	214.12	2	1.81	0.85
3	BOM	78	6.37	0	0	113	73.33	0	0	0	0	0	0	0
4	CAN	29	0.12	7	20	61	0.32	16	48.82	101	150.9	4	1.96	1.3
5	CBI	29	0.71	60	118.53	63	4.84	92	164.86	45	97.22	12	15.49	15.93
6	IND	25	1.1	11	21.68	216	22.32	32	56.32	32	56.32	0	0	0
7	IOB	0	0	0	0	0	0	0	0	0	0	0	0	0
8	PNB	59	0.37	26	36.42	96	0.84	39	56.73	275	193.74	127	30.9	15.95
9	PSB	13	11.12	2	1.84	24	19.55	8	12.87	0	0	0	0	0
10	SBI	4144	504.24	29	86.53	4144	504.24	38	107.46	95	261.22	0	0	0
11	UCO	10	3.17	22	41.5	15	3.34	22	41.5	55	85.99	3	0.25	0.29
12	UNI	0	0	0	0	0	0	0	0	0	0	0	0	0
Pub	**Total**	**4433**	**527.77**	**207**	**433.08**	**4853**	**669.13**	**324**	**627.1**	**994**	**1244.81**	**161**	**64.06**	**5.15**
1	AXIS	0	0	0	0	0	0	0	0	0	0	0	0	0
2	BAND	0	0	0	0	0	0	0	0	0	0	0	0	0
3	HDFC	0	0	0	0	0	0	0	0	0	0	0	0	0
4	ICICI	0	0	0	0	0	0	0	0	0	0	0	0	0
5	IDBI	2	0.46	2	14.22	9	1.3	9	59.6	27	159.63	2	12.97	8.13
6	INDUS	0	0	0	0	0	0	0	0	0	0	0	0	0
7	YES	0	0	0	0	0	0	0	0	0	0	0	0	0
Priv	**Total**	**2**	**0.46**	**2**	**14.22**	**9**	**1.3**	**9**	**59.6**	**27**	**159.63**	**2**	**12.97**	**8.13**
1	NESFB	0	0	0	0	0	0	0	0	0	0	0	0	0
Small FB	**Total**	**0**	**0**	**0**	**0**	**0**	**0**	**0**	**0**	**0**	**0**	**0**	**0**	**0**
1	MRB	238	8.77	313	616.1	847	105.66	766	1514.1	2534	2743.67	194	96.93	3.53
RRB	**Total**	**238**	**8.77**	**313**	**616.1**	**847**	**105.66**	**766**	**1514.1**	**2534**	**2743.67**	**194**	**96.93**	**3.53**
1	MSCB	30	6.38	19	35.3	34	6.47	42	68.7	42	58.45	0	0	0
Grand	**Total**	**4703**	**543.38**	**541**	**1098.7**	**5743**	**782.56**	**1141**	**2269.5**	**3597**	**4206.56**	**357**	**173.96**	**4.14**

District wise SHG report of Manipur during the FY 2024-2025 & O/S as on date 30-09-2024

(Amount in Rs.Lakhs)

Sl No.	DistrictName	During the Quarter Savings Linked No	During the Quarter Savings Linked Amount	During the Quarter Credit Linked No	During the Quarter Credit Linked Amount	Current FY Savings Linked No	Current FY Savings Linked Amount	Current FY Credit Linked No	Current FY Credit Linked Amount	SHG O/S No.	SHG O/S Amt.	SHG NPA No.	SHG NPA Amt.	SHG NPA Amt. %
1	BISHNUPUR	341	36.31	71	129.44	504	56.07	103	175.11	398	380.76	51	26.69	7.01
2	CHANDEL	250	4.97	0	0	250	4.97	0	0	2	0.06	2	0.06	100
3	CHURACHANDPUR	1392	80.21	46	95.04	1436	88.63	64	137.42	280	241.8	105	39.82	16.47
4	IMPHALEAST	142	9.15	102	209.84	244	25.14	265	547.53	920	1122.15	23	11.86	1.06
5	IMPHALWEST	449	98.68	105	190.55	829	245.42	232	433.91	754	828.38	74	66.3	8
6	JIRIBAM	59	55.54	0	0	61	55.59	0	0	12	19.08	1	0.33	1.73
7	KAKCHING	218	34.08	13	28.5	328	36.76	27	60	121	135.47	13	5.56	4.1
8	KAMJONG	140	14.01	0	0	140	14.01	0	0	0	0	0	0	0
9	KANGPOKPI	230	9.61	4	6	269	10.61	9	34.61	10	34.67	0	0	0
10	NONEY	103	16.72	29	33.5	118	17.03	75	101	77	94.53	8	4.35	4.6
11	PHERZAWL	0	0	0	0	0	0	0	0	0	0	0	0	0
12	SENAPATI	593	65.93	18	66.15	617	66.97	27	103.29	114	346.06	1	0.48	0.14
13	TAMENGLONG	156	35.4	0	0	177	35.57	0	0	13	11.27	6	0.85	7.54
14	TENGNOUPAL	202	11.86	20	41.07	205	11.99	42	81.08	145	134.6	1	0.68	0.51
15	THOUBAL	329	63.46	133	298.61	426	105.86	297	595.55	719	843.02	57	15.28	1.81
16	UKHRUL	99	7.45	0	0	139	7.94	0	0	32	14.71	15	1.7	11.56
Grand	**Total**	**4703**	**543.38**	**541**	**1098.7**	**5743**	**782.56**	**1141**	**2269.5**	**3597**	**4206.56**	**357**	**173.96**	**4.14**

Bankwise Progress under JLG Report of Manipur during the FY 2024-2025 & O/S as on date 30-09-2024

(Amount in Rs. Lakhs)

Sl No.	Bank Name	CY Disbursement No.	CY Disbursement Amt.	Outstanding No.	Outstanding Amt.
1	BOB	0	0	0	0
2	BOI	0	0	0	0
3	BOM	0	0	0	0
4	CAN	0	0	0	0
5	CBI	0	0	2	4.03
6	IND	0	0	0	0
7	IOB	0	0	0	0
8	PNB	0	0	1	0.65
9	PSB	0	0	0	0
10	SBI	0	0	0	0
11	UCO	63	54.66	67	41.43
12	UNI	0	0	0	0
Pub	**Total**	**63**	**54.66**	**70**	**46.11**
1	AXIS	0	0	781	82.93
2	BAND	0	0	0	0
3	HDFC	0	0	2029	2029.75
4	ICICI	0	0	0	0
5	IDBI	0	0	6	45.97
6	INDUS	0	0	0	0
7	YES	0	0	0	0
Priv	**Total**	**0**	**0**	**2816**	**2158.65**
1	NESFB	0	0	52	5.88
SFB	**Total**	**0**	**0**	**52**	**5.88**
1	MRB	0	0	33	22.73
RRB	**Total**	**0**	**0**	**33**	**22.73**
1	MSCB	0	0	217	338.17
Grand	**Total**	**63**	**54.66**	**3188**	**2571.54**

District-wise progress under JLG report of Manipur during the FY 2024-2025 & O/S as on date 30-09-2024

(Amount in Rs.Lakhs)

Sl No.	District Name	CY Disbursement No.	CY Disbursement Amt.	Outstanding No.	Outstanding Amt.
1	BISHNUPUR	10	4	152	201.92
2	CHANDEL	0	0	1	0.85
3	CHURACHANDPUR	0	0	23	62.77
4	IMPHALEAST	0	0	1431	992.82
5	IMPHALWEST	51	50.03	798	559.54
6	JIRIBAM	0	0	0	0
7	KAKCHING	0	0	22	42.25
8	KAMJONG	0	0	0	0
9	KANGPOKPI	0	0	11	10.22
10	NONEY	0	0	0	0
11	PHERZAWL	0	0	0	0
12	SENAPATI	0	0	27	46.91
13	TAMENGLONG	0	0	0	0
14	TENGNOUPAL	0	0	0	0
15	THOUBAL	0	0	708	627.77
16	UKHRUL	2	0.63	15	26.49
Grand	**Total**	**63**	**54.66**	**3188**	**2571.54**

Bankwise Progress under NRLM Report of Manipur during the FY-2024-2025 & O/S as on date 30-09-2024

(Amount in Rs. Lakhs)

Sl No.	Bank Name	Current Year Self-Help Group No.	Current Year Self-Help Group Amount	NRLM O/S No.	NRLM O/S Amt.	NRLM Irregular A/C No.	NRLM Irregular A/C Amt.	NRLM NPA No.	NRLM NPA Amt.	NRLM NPA Amt. %
1	BOB	179	148.42	179	148.42	3	0.04	1	0.68	0.46
2	BOI	36	71.66	179	214.12	0	0	2	1.81	0.85
3	BOM	0	0	0	0	0	0	0	0	0
4	CAN	0	0	2	1.45	0	0	0	0	0
5	CBI	236	411.85	239	570.12	1	3.02	1	1.48	0.26
6	IND	31	60.5	32	56.32	7	13.51	0	0	0
7	IOB	0	0	0	0	0	0	0	0	0
8	PNB	51	272.3	123	150.95	0	0	1	2.89	1.91
9	PSB	8	12.87	0	0	0	0	0	0	0
10	SBI	266	399.22	406	639.51	55	57.13	0	0	0
11	UCO	28	64	41	66.85	0	0	3	0.25	0.37
12	UNI	0	0	0	0	0	0	0	0	0
Pub	**Total**	**835**	**1440.82**	**1201**	**1847.74**	**66**	**73.7**	**8**	**7.11**	**0.38**
1	AXIS	0	0	0	0	0	0	0	0	0
2	BAND	0	0	0	0	0	0	0	0	0
3	HDFC	0	0	0	0	0	0	0	0	0
4	ICICI	0	0	0	0	0	0	0	0	0
5	IDBI	0	0	1	3.2	1	3.2	1	3.2	100
6	INDUS	0	0	0	0	0	0	0	0	0
7	YES	0	0	0	0	0	0	0	0	0
Priv	**Total**	**0**	**0**	**1**	**3.2**	**1**	**3.2**	**1**	**3.2**	**100**
1	NESFB	0	0	0	0	0	0	0	0	0
Small FB	**Total**	**0**	**0**	**0**	**0**	**0**	**0**	**0**	**0**	**0**
1	MRB	393	785.5	1816	1980.3	0	0	137	97.42	4.92
RRB	**Total**	**393**	**785.5**	**1816**	**1980.3**	**0**	**0**	**137**	**97.42**	**4.92**
1	MSCB	28	45	163	154.45	32	6.25	25	29.72	19.24
Grand	**Total**	**1256**	**2271.32**	**3181**	**3985.69**	**99**	**83.15**	**171**	**137.45**	**3.45**

District wise progress under NRLM report of Manipur during the FY 2024-2025 & O/S as on date 30-09-2024

(Amount in Rs.Lakhs)

Sl No.	DistrictName	Current Year Self-Help Group No.	Current Year Self-Help Group Amount	NRLM O/S No.	NRLM O/S Amt.	NRLM Irregular A/C No.	NRLM Irregular A/C Amt.	NRLM NPA No.	NRLM NPA Amt.	NRLM NPA Amt. %
1	BISHNUPUR	99	312.53	144	166.87	5	0.07	11	5.46	3.27
2	CHANDEL	0	0	2	0.06	0	0	2	0.06	100
3	CHURACHANDPUR	180	283.39	269	375.55	28	12.62	27	32.42	8.63
4	IMPHALEAST	268	519.32	896	1126.24	6	2.47	14	10.16	0.9
5	IMPHALWEST	232	451.15	649	751.17	14	17.85	5	5.53	0.74
6	JIRIBAM	0	0	64	54.09	7	0.47	0	0	0
7	KAKCHING	65	69.39	185	213.24	21	26.36	2	0.44	0.21
8	KAMJONG	0	0	0	0	0	0	0	0	0
9	KANGPOKPI	13	10.9	18	14.19	1	0	0	0	0
10	NONEY	26	47	40	56.81	0	0	7	4.58	8.06
11	PHERZAWL	0	0	0	0	0	0	0	0	0
12	SENAPATI	11	25.62	22	35.67	0	0	0	0	0
13	TAMENGLONG	0	0	1	2.95	0	0	0	0	0
14	TENGNOUPAL	59	62.59	196	240.21	10	19.3	3	3.79	1.58
15	THOUBAL	303	489.43	693	946.62	7	4.01	100	75.01	7.92
16	UKHRUL	0	0	2	2.02	0	0	0	0	0
Grand	**Total**	**1256**	**2271.32**	**3181**	**3985.69**	**99**	**83.15**	**171**	**137.45**	**3.45**

Bankwise Progress under NULM Report of Manipur during the FY-2024-2025 & O/S as on date 30-09-2024

(Amount in Rs. Lakhs)

Sl No.	Bank Name	Sep-I No.	Sep-I Amt	Sep-G No	Sep-G Amt.	Sep-G No. of Beneficiary	SHG No.	SHG Amt	SHG No. of Beneficiary	Women SHG No.	Women SHG Amt.	Women SHG No. of Beneficiary	Total Current Year NULM Disb No.	Total Current Year NULM Disb Amount	NULM O/S No.	NULM O/S Amt.	NULM NPA No.	NULM NPA Amt.	NULM NPA Amt. %
1	BOB	0	0	0	0	0	212	185	212	2	1.75	212	212	185.3	2	1.75	0	0	0
2	BOI	0	0	0	0	0	0	0	0	0	0	0	0	0	0	0	0	0	0
3	BOM	0	0	0	0	0	76	4.87	0	65	1.65	0	76	4.87	0	0	0	0	0
4	CAN	0	0	0	0	0	0	0	0	0	0	0	0	0	2	0.94	2	0.94	100
5	CBI	0	0	0	0	0	0	0	0	0	0	0	0	0	0	0	0	0	0
6	IND	0	0	0	0	0	0	0	0	0	0	0	0	0	1	0	1	0	0
7	IOB	0	0	0	0	0	0	0	0	0	0	0	0	0	0	0	0	0	0
8	PNB	0	0	0	0	0	0	0	0	0	0	0	0	0	41	29.51	25	7.07	23.96
9	PSB	0	0	0	0	0	0	0	8	6	12.87	15	0	0	0	0	0	0	0
10	SBI	2	3.8	0	0	0	10	1.7	10	1	1.31	6	12	5.5	42	48.43	16	17.16	35.43
11	UCO	0	0	0	0	0	0	0	0	0	0	0	0	0	14	19.14	0	0	0
12	UNI	0	0	0	0	0	0	0	0	0	0	0	0	0	0	0	0	0	0
Pub	**Total**	**2**	**3.8**	**0**	**0**	**0**	**298**	**192**	**230**	**74**	**17.58**	**233**	**300**	**195.67**	**102**	**99.77**	**44**	**25.17**	**25.23**
1	AXIS	0	0	0	0	0	0	0	0	0	0	0	0	0	1	0	1	0	0
2	BAND	0	0	0	0	0	0	0	0	0	0	0	0	0	0	0	0	0	0
3	HDFC	0	0	0	0	0	0	0	0	0	0	0	0	0	0	0	0	0	0
4	ICICI	0	0	0	0	0	0	0	0	0	0	0	0	0	0	0	0	0	0
5	IDBI	0	0	0	0	0	0	0	0	0	0	0	0	0	0	0	0	0	0
6	INDUS	0	0	0	0	0	0	0	0	0	0	0	0	0	0	0	0	0	0
7	YES	0	0	0	0	0	0	0	0	0	0	0	0	0	0	0	0	0	0
Priv	**Total**	**0**	**0**	**0**	**0**	**0**	**0**	**0**	**0**	**0**	**0**	**0**	**0**	**0**	**1**	**0**	**1**	**0**	**0**
1	NESFB	0	0	0	0	0	0	0	0	0	0	0	0	0	0	0	0	0	0
Small FB	**Total**	**0**	**0**	**0**	**0**	**0**	**0**	**0**	**0**	**0**	**0**	**0**	**0**	**0**	**0**	**0**	**0**	**0**	**0**
1	MRB	0	0	0	0	0	15	46.5	150	15	46.5	150	15	46.5	126	191.47	9	5.92	3.09
RRB	**Total**	**0**	**0**	**0**	**0**	**0**	**15**	**46.5**	**150**	**15**	**46.5**	**150**	**15**	**46.5**	**126**	**191.47**	**9**	**5.92**	**3.09**
1	MSCB	0	0	0	0	0	0	0	0	0	0	0	0	0	0	0	0	0	0
Grand	**Total**	**2**	**3.8**	**0**	**0**	**0**	**313**	**238**	**380**	**89**	**64.08**	**383**	**315**	**242.17**	**229**	**291.24**	**54**	**31.09**	**10.68**

District wise NULM report of Manipur during the FY2024-2025 & O/S as on date 30-09-2024

(Amount in Rs.Lakhs)

Sl No.	DistrictName	Sep-I No.	Sep-I Amt	Sep-G No	Sep-G Amt.	Sep-G No. of Beneficiary	SHG No.	SHG Amt	SHG No. of Beneficiary	Women SHG No.	Women SHG Amt.	Women SHG No. of Beneficiary	Total Current Year NULM Disb No.	Total Current Year NULM Disb Amount	NULM O/S No.	NULM O/S Amt.	NULM NPA No.	NULM NPA Amt.	NULM NPA Amt. %
1	BISHNUPUR	0	0	0	0	0	77	4.9	1	65	1.65	1	77	4.9	18	22.63	0	0	0
2	CHANDEL	0	0	0	0	0	0	0	0	0	0	0	0	0	0	0	0	0	0
3	CHURACHANDPUR	0	0	0	0	0	77	47.34	77	0	0	77	77	47.34	17	19.01	4	1.69	8.89
4	IMPHALEAST	0	0	0	0	0	72	58.61	72	0	0	72	72	58.61	14	12.47	1	2.27	18.2
5	IMPHALWEST	0	0	0	0	0	55	72.97	82	6	13.56	87	55	72.97	52	68.09	20	17.03	25.01
6	JIRIBAM	0	0	0	0	0	0	0	0	0	0	0	0	0	4	1.81	2	1.22	67.4
7	KAKCHING	0	0	0	0	0	0	0	0	0	0	0	0	0	12	7.72	7	3.4	44.04
8	KAMJONG	0	0	0	0	0	0	0	0	0	0	0	0	0	0	0	0	0	0
9	KANGPOKPI	0	0	0	0	0	4	6	4	0	0	4	4	6	0	0	0	0	0
10	NONEY	0	0	0	0	0	0	0	0	0	0	0	0	0	0	0	0	0	0
11	PHERZAWL	0	0	0	0	0	0	0	0	0	0	0	0	0	0	0	0	0	0
12	SENAPATI	0	0	0	0	0	0	0	0	0	0	0	0	0	4	13.31	1	2.04	15.33
13	TAMENGLONG	0	0	0	0	0	0	0	0	0	0	0	0	0	3	0.19	2	0.14	73.68
14	TENGNOUPAL	0	0	0	0	0	14	12.51	14	0	0	14	14	12.51	0	0	0	0	0
15	THOUBAL	2	3.8	0	0	0	14	36.04	130	18	48.87	128	16	39.84	84	144.01	2	1.6	1.11
16	UKHRUL	0	0	0	0	0	0	0	0	0	0	0	0	0	21	2	15	1.7	85
Grand	**Total**	**2**	**3.8**	**0**	**0**	**0**	**313**	**238.4**	**380**	**89**	**64.08**	**383**	**315**	**242.17**	**229**	**291.24**	**54**	**31.09**	**10.68**

Bankwise POSITION OF NPA UNDER GOVT. SPONSORED SCHEMES Report of Manipur as on date 30-09-2024

(Amount in Rs.Lakhs)

Sl No.	Bank Name	NRLM O/S		NRLM Irregular		NRLM NPA		NULM O/S		NULM NPA		PMEGP O/S		PMEGP NPA		SHG O/S		SHG NPA		SUI O/S		SUI NPA	
		No	Amt	No	Amt	No	Amt	No	Amt	No	Amt	No	Amt	No	Amt	No	Amt	No	Amt	No	Amt	No	Amt
1	BOB	179	148.42	3	0.04	1	0.68	2	1.75	0	0	484	2017.3	120	530.69	212	185.3	13	13.65	13	219.45	7	128.7
2	BOI	179	214.12	0	0	2	1.81	0	0	0	0	348	1124.19	80	194.39	179	214.12	2	1.81	2	3.72	0	0
3	BOM	0	0	0	0	0	0	0	0	0	0	18	99.78	4	10.6	0	0	0	0	1	8.99	0	0
4	CAN	2	1.45	0	0	0	0	2	0.94	2	0.94	358	1274.7	130	280.56	101	150.9	4	1.96	4	36.32	1	12.38
5	CBI	239	570.12	1	3.02	1	1.48	0	0	0	0	2	4.49	2	4.49	45	97.22	12	15.49	1	13.38	0	0
6	IND	32	56.32	7	13.51	0	0	1	0	1	0	253	1037.34	104	175.22	32	56.32	0	0	9	76.97	1	0.02
7	IOB	0	0	0	0	0	0	0	0	0	0	116	562.17	22	67	0	0	0	0	2	60.12	0	0
8	PNB	123	150.95	0	0	1	2.89	41	29.51	25	7.07	1026	2385.71	666	1298.1	275	193.74	127	30.9	13	175.88	8	52.02
9	PSB	0	0	0	0	0	0	0	0	0	0	396	826.64	284	346.28	0	0	0	0	23	339.86	1	8.63
10	SBI	406	639.51	55	57.13	0	0	42	48.43	16	17.16	1670	3980.59	597	1181.5	95	261.22	0	0	127	2913.07	15	288.84
11	UCO	41	66.85	0	0	3	0.25	14	19.14	0	0	883	1385.1	477	907.57	55	85.99	3	0.25	27	435.39	1	11.28
12	UNI	0	0	0	0	0	0	0	0	0	0	9	32.2	0	0	0	0	0	0	2	20.16	0	0
Pub	**Total**	**1201**	**1847.74**	**66**	**73.7**	**8**	**7.11**	**102**	**99.77**	**44**	**25.17**	**5563**	**14730.21**	**2486**	**4996.4**	**994**	**1244.81**	**161**	**64.06**	**224**	**4303.31**	**34**	**501.87**
1	AXIS	0	0	0	0	0	0	1	0	1	0	246	119.11	212	93.61	0	0	0	0	0	0	0	0
2	BAND	0	0	0	0	0	0	0	0	0	0	0	0	0	0	0	0	0	0	0	0	0	0
3	HDFC	0	0	0	0	0	0	0	0	0	0	0	0	0	0	0	0	0	0	4	15.17	0	0
4	ICICI	0	0	0	0	0	0	0	0	0	0	2	0.67	0	0	0	0	0	0	0	0	0	0
5	IDBI	1	3.2	1	3.2	1	3.2	0	0	0	0	92	492.55	24	66.84	27	159.63	2	12.97	3	23.22	0	0
6	INDUS	0	0	0	0	0	0	0	0	0	0	0	0	0	0	0	0	0	0	0	0	0	0
7	YES	0	0	0	0	0	0	0	0	0	0	0	0	0	0	0	0	0	0	0	0	0	0
Priv	**Total**	**1**	**3.2**	**1**	**3.2**	**1**	**3.2**	**1**	**0**	**1**	**0**	**340**	**612.33**	**236**	**160.45**	**27**	**159.63**	**2**	**12.97**	**7**	**38.39**	**0**	**0**
1	NESFB	0	0	0	0	0	0	0	0	0	0	0	0	0	0	0	0	0	0	0	0	0	0
Small FB	**Total**	**0**	**0**	**0**	**0**	**0**	**0**	**0**	**0**	**0**	**0**	**0**	**0**	**0**	**0**	**0**	**0**	**0**	**0**	**0**	**0**	**0**	**0**
1	MRB	1816	1980.3	0	0	137	97.42	126	191.47	9	5.92	0	0	0	0	592	571.9	194	96.93	18	281.56	4	50.97
RRB	**Total**	**1816**	**1980.3**	**0**	**0**	**137**	**97.42**	**126**	**191.47**	**9**	**5.92**	**0**	**0**	**0**	**0**	**592**	**571.9**	**194**	**96.93**	**18**	**281.56**	**4**	**50.97**
1	MSCB	163	154.45	32	6.25	25	29.72	0	0	0	0	0	0	0	0	42	58.45	0	0	0	0	0	0
Grand	**Total**	**3181**	**3985.69**	**99**	**83.15**	**171**	**137.45**	**229**	**291.24**	**54**	**31.09**	**5903**	**15342.54**	**2722**	**5156.8**	**1655**	**2034.79**	**357**	**173.96**	**249**	**4623.26**	**38**	**552.84**

District wise POSITION OF NPA UNDER GOVT. SPONSORED SCHEMES report of Manipur as on date 30-09-2024

(Amount in Rs.Lakhs)

Sl No.	Bank Name	NRLM O/S		NRLM Irregular		NRLM NPA		NULM O/S		NULM NPA		PMEGP O/S		PMEGP NPA		SHG O/S		SHG NPA		SUI O/S		SUI NPA	
		No	Amt	No	Amt	No	Amt	No	Amt	No	Amt	No	Amt	No	Amt	No	Amt	No	Amt	No	Amt	No	Amt
1	BISHNUPUR	144	166.87	5	0.07	11	5.46	18	22.63	0	0	631	1022.35	324	517.05	333	326.92	51	26.69	4	74.61	1	15.09
2	CHANDEL	2	0.06	0	0	2	0.06	0	0	0	0	274	499.19	105	162.95	2	0.06	2	0.06	0	0	0	0
3	CHURACHANDPUR	269	375.55	28	12.62	27	32.42	17	19.01	4	1.69	366	736.56	206	268.96	249	236.45	105	39.82	39	931.4	2	53.46
4	IMPHALEAST	896	1126.24	6	2.47	14	10.16	14	12.47	1	2.27	855	2806.41	303	622.69	252	278.97	23	11.86	41	567.26	7	79.66
5	IMPHALWEST	649	751.17	14	17.85	5	5.53	52	68.09	20	17.03	1444	5403.25	665	1857.79	240	342.81	74	66.3	101	1994.77	24	317.99
6	JIRIBAM	64	54.09	7	0.47	0	0	4	1.81	2	1.22	12	22.62	8	12.89	12	19.08	1	0.33	0	0	0	0
7	KAKCHING	185	213.24	21	26.36	2	0.44	12	7.72	7	3.4	232	434.49	109	165.76	54	57.09	13	5.56	13	157.18	0	0
8	KAMJONG	0	0	0	0	0	0	0	0	0	0	37	66.27	26	51.39	0	0	0	0	0	0	0	0
9	KANGPOKPI	18	14.19	1	0	0	0	0	0	0	0	248	711.54	111	267.95	10	34.67	0	0	10	159.35	0	0
10	NONEY	40	56.81	0	0	7	4.58	0	0	0	0	32	67.96	13	22.41	39	40.72	8	4.35	0	0	0	0
11	PHERZAWL	0	0	0	0	0	0	0	0	0	0	0	0	0	0	0	0	0	0	0	0	0	0
12	SENAPATI	22	35.67	0	0	0	0	4	13.31	1	2.04	558	1182.43	257	386.18	114	346.06	1	0.48	38	730.77	4	86.64
13	TAMENGLONG	1	2.95	0	0	0	0	3	0.19	2	0.14	183	309.63	96	122.14	13	11.27	6	0.85	0	0	0	0
14	TENGNOUPAL	196	240.21	10	19.3	3	3.79	0	0	0	0	85	187.69	50	111.47	20	23.98	1	0.68	0	0	0	0
15	THOUBAL	693	946.62	7	4.01	100	75.01	84	144.01	2	1.6	609	1389.96	275	356.41	285	302	57	15.28	3	7.92	0	0
16	UKHRUL	2	2.02	0	0	0	0	21	2	15	1.7	337	502.19	174	230.77	32	14.71	15	1.7	0	0	0	0
Grand	**Total**	**3181**	**3985.69**	**99**	**83.15**	**171**	**137.45**	**229**	**291.24**	**54**	**31.09**	**5903**	**15342.54**	**2722**	**5156.81**	**1655**	**2034.79**	**357**	**173.96**	**249**	**4623.26**	**38**	**552.84**

Bankwise Progress under PRADHAN MANTRI MUDRA TOTAL O/S & NPA Report of Manipur as on date 30-09-2024

(Amount in Rs. Lakhs)

Sl No.	Bank Name	Sishu O/S		Sishu NPA		Kishore O/S		Kishore NPA		Tarun O/S		Tarun NPA		Total MUDRA O/S		Total MUDRA NPA		MUDRA NPA
		No	Amt	No	Amt	No	Amt	No	Amt	No	Amt	No	Amt	No	Amt	No	Amt	
1	BOB	371	78.01	151	30.48	1368	2129.83	473	667.95	539	2793.74	175	908.84	2278	5001.58	799	1607.27	32.14
2	BOI	153	38.47	38	6.94	657	1035.26	114	149.33	153	860.93	37	143.11	963	1934.66	189	299.38	15.47
3	BOM	67	23.57	5	3.34	65	44.19	3	5.08	17	154.02	2	13.07	149	221.78	10	21.49	9.69
4	CAN	429	124.92	125	30.37	883	1705.28	201	343.9	288	1895.1	56	344.14	1600	3725.3	382	718.41	19.28
5	CBI	578	525.03	232	236.23	722	1263.73	197	353.69	259	1669.2	49	247.87	1559	3457.96	478	837.79	24.23
6	IND	248	33.44	173	16.44	508	908.77	150	260.29	193	1311.39	27	132.89	949	2253.6	350	409.62	18.18
7	IOB	68	18.9	7	1.15	281	620.95	22	23.98	74	526.76	0	0	423	1166.61	29	25.13	2.15
8	PNB	1054	187.83	510	84.34	2830	4122.06	894	1070.77	839	4691.44	164	729.89	4723	9001.33	1568	1885	20.94
9	PSB	79	19.52	11	0.5	213	406.8	20	3.86	71	567.19	1	5.24	363	993.51	32	9.6	0.97
10	SBI	6173	1145.55	2230	298.03	4862	9227.34	1870	2325.11	970	5950.11	188	727.56	12005	16323	4288	3350.7	20.53
11	UCO	914	178.87	429	75.99	1977	2538.13	654	835.07	142	845.39	34	175.6	3033	3562.39	1117	1086.66	30.5
12	UNI	60	7.03	13	0.7	104	128.08	17	19.12	12	78.68	0	0	176	213.79	30	19.82	9.27
Pub	**Total**	**10194**	**2381.14**	**3924**	**784.51**	**14470**	**24130.42**	**4615**	**6058.15**	**3557**	**21343.95**	**733**	**3428.21**	**28221**	**47855.51**	**9272**	**10270.87**	**21.46**
1	AXIS	795	84.67	776	82.33	972	1446.22	150	82.46	268	1163.65	32	29.07	2035	2694.54	958	193.86	7.19
2	BAND	5368	912.87	5325	1007.94	8458	4141.93	7793	3808.71	0	0	0	0	13826	5054.8	13118	4816.65	95.29
3	HDFC	12186	1828.45	9513	1459.44	652	546.22	284	110.68	216	881.47	8	38.91	13054	3256.14	9805	1609.03	49.42
4	ICICI	2	0.63	0	0	86	149.76	8	4.05	30	127.76	3	1.45	118	278.15	11	5.5	1.98
5	IDBI	68	2.01	14	1.33	118	191.28	50	71.13	90	472.01	25	106.55	276	665.3	89	179.01	26.91
6	INDUS	0	0	0	0	0	0	0	0	0	0	0	0	0	0	0	0	0
7	YES	0	0	0	0	0	0	0	0	0	0	0	0	0	0	0	0	0
Priv	**Total**	**18419**	**2828.63**	**15628**	**2551.04**	**10286**	**6475.41**	**8285**	**4077.03**	**604**	**2644.89**	**68**	**175.98**	**29309**	**11948.93**	**23981**	**6804.05**	**56.94**
1	NESFB	0	0	0	0	0	0	0	0	0	0	0	0	0	0	0	0	0
Small FB	**Total**	**0**	**0**	**0**	**0**	**0**	**0**	**0**	**0**	**0**	**0**	**0**	**0**	**0**	**0**	**0**	**0**	**0**
1	MRB	5761	1565.72	2696	810.4	8521	11209.24	1280	1535.99	262	1476.29	46	224.18	14544	14251.25	4022	2570.57	18.04
RRB	**Total**	**5761**	**1565.72**	**2696**	**810.4**	**8521**	**11209.24**	**1280**	**1535.99**	**262**	**1476.29**	**46**	**224.18**	**14544**	**14251.25**	**4022**	**2570.57**	**18.04**
1	MSCB	0	0	0	0	0	0	0	0	0	0	0	0	0	0	0	0	0
Grand	**Total**	**34374**	**6775.49**	**22248**	**4145.95**	**33277**	**41815.07**	**14180**	**11671.17**	**4423**	**25465.13**	**847**	**3828.37**	**72074**	**74055.69**	**37275**	**19645.49**	**26.53**

District wise PMMY Outstandings-NPA report of Manipur as on date 30-09-2024

(Amount in Rs.Lakhs)

Sl No.	Bank Name	Sishu O/S		Sishu NPA		Kishore O/S		Kishore NPA		Tarun O/S		Tarun NPA		Total MUDRA O/S		Total MUDRA NPA		MUDRA NPA Amt.%
		No	Amt	No	Amt	No	Amt	No	Amt	No	Amt	No	Amt	No	Amt	No	Amt	
1	BISHNUPUR	3618	571.71	2528	475.42	3733	3940.76	2008	1427.2	289	2027.74	19	93.49	7640	6540.21	4555	1996.1	30.52
2	CHANDEL	239	55.22	110	25.79	451	683.25	177	192.83	10	46.27	5	15	700	784.74	292	233.62	29.77
3	CHURACHANDPUR	1020	321.8	454	181.1	1453	2496.49	496	673.95	386	2611.44	48	258.3	2859	5429.73	998	1113.4	20.5
4	IMPHALEAST	9044	1632.41	6471	1100.56	5773	6702.94	2124	1490.13	781	4429.79	154	734.33	15598	12765.14	8749	3325	26.05
5	IMPHALWEST	10513	2203.51	6351	1191.94	8149	10422.39	3191	2999.83	1707	9036.75	452	1907.94	20369	21662.65	9994	6099.7	28.16
6	JIRIBAM	99	14	71	8.1	438	252.9	226	109.04	22	83.73	1	3.59	559	350.63	298	120.73	34.43
7	KAKCHING	1930	395.25	1391	290.09	3323	2977.76	2131	1295.87	144	744.55	15	70.19	5397	4117.56	3537	1656.2	40.22
8	KAMJONG	88	19.38	53	4.82	53	80.05	35	51.48	2	14.59	0	0	143	114.02	88	56.3	49.38
9	KANGPOKPI	342	112.14	114	37.77	721	1725.5	251	445.97	140	923.62	26	150.6	1203	2761.26	391	634.34	22.97
10	NONEY	115	34.2	60	16.99	605	792.73	101	88.41	16	117.26	1	5.85	736	944.19	162	111.25	11.78
11	PHERZAWL	0	0	0	0	0	0	0	0	0	0	0	0	0	0	0	0	0
12	SENAPATI	370	109.07	249	64.09	1737	3252	649	771.23	424	2595.64	42	186.89	2531	5956.71	940	1022.2	17.16
13	TAMENGLONG	85	19.62	39	7.17	429	699.91	80	110.05	39	252.64	2	6.35	553	972.17	121	123.57	12.71
14	TENGNOUPAL	334	73.04	107	16.52	1176	1365.13	340	348.31	35	143.04	24	82.81	1545	1581.21	471	447.64	28.31
15	THOUBAL	6368	1176.17	4193	715.62	4425	5259.14	2097	1371.19	354	2050.01	39	237.01	11147	8485.32	6329	2323.8	27.39
16	UKHRUL	209	37.97	57	9.97	811	1164.12	274	295.68	74	388.06	19	76.02	1094	1590.15	350	381.67	24
Grand	**Total**	**34374**	**6775.49**	**22248**	**4145.95**	**33277**	**41815.07**	**14180**	**11671.17**	**4423**	**25465.13**	**847**	**3828.37**	**72074**	**74055.69**	**37275**	**19645**	**26.53**

Bankwise Progress under PMMY -Disbursement Report of Manipur during the FY-2024-2025 upto date 30-09-2024

(Amount in Rs. Lakhs)

Sl No.	Bank Name	Sishu No.	Sishu Amt.	Kishore No.	Kishore Amt.	Tarun No.	Tarun Amt.	Total MUDRA Disb No.	Total MUDRA Disb Amt.
1	BOB	371	78.01	1368	2129.83	539	2793.74	2278	5001.58
2	BOI	2	0.94	24	58.28	5	41.01	31	100.23
3	BOM	2	0.98	1	5.06	1	10	4	16.04
4	CAN	32	14.69	85	274.6	27	239.25	144	528.54
5	CBI	120	144.9	167	129.23	85	374.93	372	649.06
6	IND	8	3	30	29.64	1	7.5	39	40.14
7	IOB	2	0.7	25	63.18	10	92	37	155.88
8	PNB	144	37.02	197	380.28	120	681.57	461	1098.87
9	PSB	3	1.45	17	52.24	9	69.15	29	122.84
10	SBI	307	130.24	789	2283.83	280	2247	1376	4661.07
11	UCO	16	5.8	98	161.45	10	51.76	124	219.01
12	UNI	7	2	3	4.83	0	0	10	6.83
Pub	**Total**	**1014**	**419.73**	**2804**	**5572.45**	**1087**	**6607.91**	**4905**	**12600.09**
1	AXIS	0	0	1	2.8	1	10	2	12.8
2	BAND	0	0	0	0	0	0	0	0
3	HDFC	0	0	0	0	0	0	0	0
4	ICICI	2	1	100	220.01	23	150.71	125	371.72
5	IDBI	0	0	3	9.6	16	115.05	19	124.65
6	INDUS	0	0	0	0	0	0	0	0
7	YES	0	0	0	0	0	0	0	0
Priv	**Total**	**2**	**1**	**104**	**232.41**	**40**	**275.76**	**146**	**509.17**
1	NESFB	0	0	0	0	0	0	0	0
Small FB	**Total**	**0**	**0**	**0**	**0**	**0**	**0**	**0**	**0**
1	MRB	85	26.52	412	861.8	1	6	498	894.32
RRB	**Total**	**85**	**26.52**	**412**	**861.8**	**1**	**6**	**498**	**894.32**
1	MSCB	0	0	0	0	0	0	0	0
Grand	**Total**	**1101**	**447.25**	**3320**	**6666.66**	**1128**	**6889.67**	**5549**	**14003.58**

District wise PMMY Disbursements report of Manipur during the FY 2024-2025 upto date 30-09-2024

(Amount in Rs.Lakhs)

Sl No.	District Name	Sishu No	Sishu amt	Kishore no	Kishore Amt	Tarun No	Tarun Amt	Total MUDRA Disb No.	Total MUDRA Disb Amt.
1	BISHNUPUR	74	21.16	101	193.88	26	160.02	201	375.06
2	CHANDEL	1	0.5	41	80.94	1	7.7	43	89.14
3	CHURACHANDPUR	73	24.82	211	504.13	145	1222.66	429	1751.61
4	IMPHALEAST	214	67.47	573	1106.56	194	1067.8	981	2241.83
5	IMPHALWEST	576	276.53	1332	2377.3	550	2932.07	2458	5585.9
6	JIRIBAM	10	2.05	7	11.42	1	5.41	18	18.88
7	KAKCHING	29	5.55	89	169.63	12	67.19	130	242.37
8	KAMJONG	14	6.9	1	3	0	0	15	9.9
9	KANGPOKPI	14	5.82	230	711.81	57	375.32	301	1092.95
10	NONEY	0	0	42	98.99	2	12.14	44	111.13
11	PHERZAWL	0	0	0	0	0	0	0	0
12	SENAPATI	12	13.75	132	446.02	100	769.03	244	1228.8
13	TAMENGLONG	2	1	39	110.33	7	52.17	48	163.5
14	TENGNOUPAL	18	1.54	106	129.95	2	2.67	126	134.16
15	THOUBAL	57	16.66	267	477.27	18	125.15	342	619.08
16	UKHRUL	7	3.5	149	245.43	13	90.34	169	339.27
Grand	**Total**	**1101**	**447.25**	**3320**	**6666.66**	**1128**	**6889.67**	**5549**	**14003.58**

Bankwise Progress under SUI Report of Manipur during the FY-2024-2025 & O/S as on date 30-09-2024

(Amount in Rs. Lakhs)

Sl No.	Bank Name	Current Year No. of Female Account	Current Year Sum of Female Amount	Current Year No. of Male Account to SC	Current Year Sum of Male Amount to SC	Current Year No. of Male Account to ST	Current Year Sum of Male Amount to ST	Total Current Year SUI Disb No.	Total Current Year SUI Disb Amount	SUI O/S No.	SUI O/S Amt.	SUI NPA No.	SUI NPA Amt.	SUI NPA Amt. %
1	BOB	0	0	1	10.66	1	10.66	2	21.32	13	219.45	7	128.7	58.65
2	BOI	0	0	0	0	0	0	0	0	2	3.72	0	0	0
3	BOM	1	8.99	0	0	0	0	1	8.99	1	8.99	0	0	0
4	CAN	0	0	0	0	0	0	0	0	0	0	0	0	0
5	CBI	1	15	0	0	0	0	1	15	1	13.38	0	0	0
6	IND	1	10	0	0	0	0	1	10	9	76.97	1	0.02	0.03
7	IOB	0	0	0	0	0	0	0	0	2	60.12	0	0	0
8	PNB	0	0	0	0	0	0	0	0	13	175.88	8	52.02	29.58
9	PSB	4	5.27	12	80.93	8	15.6	24	101.8	23	339.86	1	8.63	2.54
10	SBI	3	54	0	0	6	148	9	202	127	2913.07	15	288.84	9.92
11	UCO	16	286.96	0	0	4	59	20	345.96	27	435.39	1	11.28	2.59
12	UNI	1	10	0	0	0	0	1	10	2	20.16	0	0	0
Pub	**Total**	**27**	**390.22**	**13**	**91.59**	**19**	**233.26**	**59**	**715.07**	**220**	**4266.99**	**33**	**489.49**	**11.47**
1	AXIS	0	0	0	0	0	0	0	0	0	0	0	0	0
2	BAND	0	0	0	0	0	0	0	0	0	0	0	0	0
3	HDFC	0	0	0	0	0	0	0	0	4	15.17	0	0	0
4	ICICI	0	0	0	0	0	0	0	0	0	0	0	0	0
5	IDBI	0	0	0	0	0	0	0	0	3	23.22	0	0	0
6	INDUS	0	0	0	0	0	0	0	0	0	0	0	0	0
7	YES	0	0	0	0	0	0	0	0	0	0	0	0	0
Priv	**Total**	**0**	**0**	**0**	**0**	**0**	**0**	**0**	**0**	**7**	**38.39**	**0**	**0**	**0**
1	NESFB	0	0	0	0	0	0	0	0	0	0	0	0	0
Small FB	**Total**	**0**	**0**	**0**	**0**	**0**	**0**	**0**	**0**	**0**	**0**	**0**	**0**	**0**
1	MRB	0	0	0	0	0	0	0	0	18	281.56	4	50.97	18.1
RRB	**Total**	**0**	**0**	**0**	**0**	**0**	**0**	**0**	**0**	**18**	**281.56**	**4**	**50.97**	**18.1**
1	MSCB	0	0	0	0	0	0	0	0	0	0	0	0	0
Grand	**Total**	**27**	**390.22**	**13**	**91.59**	**19**	**233.26**	**59**	**715.07**	**245**	**4586.94**	**37**	**540.46**	**11.78**

District wise SUI report of Manipur during the FY2024-2025 & O/S as on date 30-09-2024

(Amount in Rs.Lakhs)

Sl No.	District Name	Current Year No. of Female Account	Current Year Sum of Female Amount	Current Year No. of Male Account to SC	Current Year Sum of Male Amount to SC	Current Year No. of Male Account to ST	Current Year Sum of Male Amount to ST	Total Current Year SUI Disb No.	Total Current Year SUI Disb Amount	SUI O/S No.	SUI O/S Amt.	SUI NPA No.	SUI NPA Amt.	SUI NPA Amt. %
1	BISHNUPUR	1	14.6	0	0	0	0	1	14.6	4	74.61	1	15.09	20.23
2	CHANDEL	0	0	0	0	0	0	0	0	0	0	0	0	0
3	CHURACHANDPUR	0	0	0	0	10	165.71	10	165.71	38	916.06	2	53.46	5.84
4	IMPHALEAST	9	115.27	6	15.34	4	18.63	19	149.24	40	554.88	6	67.28	12.13
5	IMPHALWEST	11	184.99	7	76.25	5	48.92	23	310.16	99	1986.17	24	317.99	16.01
6	JIRIBAM	0	0	0	0	0	0	0	0	0	0	0	0	0
7	KAKCHING	5	58.36	0	0	0	0	5	58.36	13	157.18	0	0	0
8	KAMJONG	0	0	0	0	0	0	0	0	0	0	0	0	0
9	KANGPOKPI	0	0	0	0	0	0	0	0	10	159.35	0	0	0
10	NONEY	0	0	0	0	0	0	0	0	0	0	0	0	0
11	PHERZAWL	0	0	0	0	0	0	0	0	0	0	0	0	0
12	SENAPATI	1	17	0	0	0	0	1	17	38	730.77	4	86.64	11.86
13	TAMENGLONG	0	0	0	0	0	0	0	0	0	0	0	0	0
14	TENGNOUPAL	0	0	0	0	0	0	0	0	0	0	0	0	0
15	THOUBAL	0	0	0	0	0	0	0	0	3	7.92	0	0	0
16	UKHRUL	0	0	0	0	0	0	0	0	0	0	0	0	0
Grand	**Total**	**27**	**390.22**	**13**	**91.59**	**19**	**233.26**	**59**	**715.07**	**245**	**4586.94**	**37**	**540.46**	**11.78**

Bankwise Progress under PMEGP Report of Manipur during the FY 2024-2025 & O/S as on date 30-09-2024

(Amount in Rs. Lakhs)

Sl No.	Bank Name	CY SANCTION A/C No.	CY SANCTION Amt.	CY DISBURSED A/C No.	CY DISBURSED Amt.	PMEGP O/S No.	PMEGP O/S Amt.	PMEGP NPA No.	PMEGP NPA Amt.	PMEGP NPA Amt. %
1	BOB	35	181.38	110	296.72	484	2017.3	120	530.69	26.31
2	BOI	12	78.02	10	71.67	348	1124.19	80	194.39	17.29
3	BOM	5	14.46	3	10.23	18	99.78	4	10.6	10.62
4	CAN	4	13.78	4	13.78	1069	545.6	1658	6194.62	1135.38
5	CBI	17	128.09	12	59.45	2	4.49	2	4.49	100
6	IND	2	14.26	21	32.24	253	1037.34	104	175.22	16.89
7	IOB	1	9.5	0	0	116	562.17	22	67	11.92
8	PNB	14	82.79	48	170.28	1026	2385.71	666	1298.1	54.41
9	PSB	3	44.26	3	25.61	396	826.64	284	346.28	41.89
10	SBI	2	6.27	0	0	1670	3980.59	597	1181.46	29.68
11	UCO	14	36.17	48	89.91	883	1385.1	477	907.57	65.52
12	UNI	0	0	0	0	9	32.2	0	0	0
Pub	**Total**	**109**	**608.98**	**259**	**769.89**	**6274**	**14001.11**	**4014**	**10910.42**	**77.93**
1	AXIS	17	9.43	17	5.23	246	119.11	212	93.61	78.59
2	BAND	0	0	0	0	0	0	0	0	0
3	HDFC	0	0	0	0	0	0	0	0	0
4	ICICI	0	0	0	0	2	0.67	0	0	0
5	IDBI	29	107.83	29	37.04	92	492.55	24	66.84	13.57
6	INDUS	0	0	0	0	0	0	0	0	0
7	YES	0	0	0	0	0	0	0	0	0
Priv	**Total**	**46**	**117.26**	**46**	**42.27**	**340**	**612.33**	**236**	**160.45**	**26.2**
1	NESFB	0	0	0	0	0	0	0	0	0
Small FB	**Total**	**0**	**0**	**0**	**0**	**0**	**0**	**0**	**0**	**0**
1	MRB	0	0	0	0	0	0	0	0	0
RRB	**Total**	**0**	**0**	**0**	**0**	**0**	**0**	**0**	**0**	**0**
1	MSCB	0	0	0	0	0	0	0	0	0
Grand	**Total**	**155**	**726.24**	**305**	**812.16**	**6614**	**14613.44**	**4250**	**11070.87**	**75.76**

District-wise progress under PMEGP report of Manipur during the FY 2024-2025 & O/S as on date 30-09-2024

(Amount in Rs.Lakhs)

Sl No.	DistrictName	CY SANCTION A/C No.	CY SANCTION Amt.	CY DISBURSED A/C No.	CY DISBURSED Amt.	PMEGP O/S No.	PMEGP O/S Amt.	PMEGP NPA No.	PMEGP NPA Amt.	PMEGP NPA Amt. %
1	BISHNUPUR	6	10.25	24	49.46	631	1022.35	324	517.05	50.57
2	CHANDEL	0	0	7	9.41	274	499.19	105	162.95	32.64
3	CHURACHANDPUR	32	146.65	39	87.14	435	707.94	638	2226.11	314.45
4	IMPHALEAST	18	125.97	28	116.73	958	2376.15	410	1067.25	44.92
5	IMPHALWEST	59	316.73	125	363.33	1782	5390.45	1022	3640.82	67.54
6	JIRIBAM	0	0	0	0	12	22.62	8	12.89	56.98
7	KAKCHING	4	5.7	14	32.3	232	434.49	109	165.76	38.15
8	KAMJONG	0	0	0	0	37	66.27	26	51.39	77.55
9	KANGPOKPI	3	28.43	12	29.47	248	711.54	111	267.95	37.66
10	NONEY	1	1.9	1	1.9	37	58.1	168	357.11	614.65
11	PHERZAWL	0	0	0	0	0	0	0	0	0
12	SENAPATI	3	14.25	13	32.75	558	1182.43	257	386.18	32.66
13	TAMENGLONG	3	11.88	4	12.88	202	170.92	458	1310.19	766.55
14	TENGNOUPAL	1	4.5	4	2.5	85	187.69	50	111.47	59.39
15	THOUBAL	21	43.92	21	42.78	786	1281.11	390	562.98	43.94
16	UKHRUL	4	16.06	13	31.51	337	502.19	174	230.77	45.95
Grand	**Total**	**155**	**726.24**	**305**	**812.16**	**6614**	**14613.44**	**4250**	**11070.87**	**75.76**

Bankwise Progress under EDUCATION LOAN Report of Manipur during the FY-2024-2025 & O/S as on date 30-09-2024

(Rs. In Lakhs)

Sl No.	Bank Name	Sanctioned No	of which girl student Sanctioned No	Sanctioned Amt	of which girl student Sanctioned Amt	Disb. Number	of which girl student Disb No	Disb. Amt	of which girl student Disb Amt	OS No	of which girl student OS No	OS amt	of which girl student OS Amt
1	BOB	30	15	419.87	202.36	67	41	328.06	180.84	169	101	1307.12	927.71
2	BOI	4	1	4.5	4.32	4	1	4.5	0	25	9	87.57	41.73
3	BOM	3	2	9.27	18.9	5	4	10.24	9.13	25	17	141.82	91.4
4	CAN	9	4	30.41	17.89	69	17	136.73	54.2	152	56	727.16	326.24
5	CBI	0	0	0	0	0	10	0	3.95	25	8	70.02	23.19
6	IND	0	0	0	0	5	1	3.19	0.75	27	14	131.91	81.16
7	IOB	2	1	44.5	4.5	3	2	10.08	5.58	6	3	52.35	41.65
8	PNB	5	4	47.2	39.7	8	5	41.85	35.21	115	46	607.35	266.35
9	PSB	0	0	0	0	0	0	0	0	14	4	67.19	15.83
10	SBI	56	34	241.03	155.21	171	100	418.33	263.93	513	279	2916.14	1687.94
11	UCO	0	0	0	0	5	3	7.05	6	22	11	108.9	48.24
12	UNI	2	2	3.9	3.9	2	2	0.75	0.75	12	7	169.45	57.02
Public	**Total**	**111**	**63**	**800.68**	**446.78**	**339**	**186**	**960.78**	**560.34**	**1105**	**555**	**6386.98**	**3608.46**
1	AXIS	50	13	192.58	48.97	0	0	0	0	50	13	180.54	44.65
2	BAND	0	0	0	0	0	0	0	0	0	0	0	0
3	HDFC	0	0	0	0	0	0	0	0	3	0	9.85	0
4	ICICI	0	0	0	0	0	0	0	0	0	0	0	0
5	IDBI	0	0	0	0	0	0	0	0	38	34	106.97	78.5
6	INDUS	0	0	0	0	0	0	0	0	0	0	0	0
7	YES	0	0	0	0	0	0	0	0	0	0	0	0
Private	**Total**	**50**	**13**	**192.58**	**48.97**	**0**	**0**	**0**	**0**	**91**	**47**	**297.36**	**123.15**
1	NESFB	0	0	0	0	0	0	0	0	0	0	0	0
Small FB	**Total**	**0**	**0**	**0**	**0**	**0**	**0**	**0**	**0**	**0**	**0**	**0**	**0**
1	MRB	1	0	2	0	1	0	2	0	21	8	55.89	27.14
RRB	**Total**	**1**	**0**	**2**	**0**	**1**	**0**	**2**	**0**	**21**	**8**	**55.89**	**27.14**
1	MSCB	0	0	0	0	0	0	0	0	1	1	0.06	0.06
Grand	**Total**	**162**	**76**	**995.26**	**495.75**	**340**	**186**	**962.78**	**560.34**	**1218**	**611**	**6740.29**	**3758.81**

District wise Progress under EDUCATION LOAN report of Manipur during the FY 2024-2025 & O/S as on date 30-09-2024

(Amount in Rs.Lakhs)

Sl No.	District Name	Sanctioned No	of which girl student Sanctioned No	Sanctioned Amt	of which girl student Sanctioned Amt	Disb. Number	of which girl student Disb No	Disb. Amt	of which girl student Disb Amt	OS No	of which girl student OS No	OS amt	of which girl student OS Amt
1	BISHNUPUR	7	3	17.25	9.37	7	4	6.88	3.44	31	12	86.57	25.04
2	CHANDEL	1	0	2.02	0	2	0	2.77	0	9	5	26.9	13.71
3	CHURACHANDPUR	15	12	37.67	24.93	17	14	35.42	26.07	85	64	202.19	139.6
4	IMPHALEAST	22	9	75.88	18.67	32	19	53.28	31.86	155	78	774.26	427.28
5	IMPHALWEST	91	44	793.86	424.55	240	129	806.28	470.93	743	356	4873.93	2763.7
6	JIRIBAM	0	0	0	0	0	0	0	0	1	1	0.54	0.54
7	KAKCHING	2	1	1.74	0.69	8	5	7.05	5	30	14	85.09	39.43
8	KAMJONG	0	0	0	0	0	0	0	0	0	0	0	0
9	KANGPOKPI	1	0	7.5	0	8	4	17.06	11.78	21	13	155.86	103.28
10	NONEY	1	0	1.01	0	1	0	1	0	3	2	6.5	5.49
11	PHERZAWL	0	0	0	0	0	0	0	0	0	0	0	0
12	SENAPATI	4	2	7.15	3.7	8	2	11.61	1.98	53	27	227.26	99.62
13	TAMENGLONG	0	0	0	0	0	0	0	0	9	7	21.55	16.01
14	TENGNOUPAL	0	0	0	0	0	0	0	0	4	1	24.39	15.53
15	THOUBAL	18	5	51.18	13.84	16	8	21.16	9.01	65	26	234.1	93.77
16	UKHRUL	0	0	0	0	1	1	0.27	0.27	9	5	21.15	15.81
Grand	**Total**	**162**	**76**	**995.26**	**495.75**	**340**	**186**	**962.78**	**560.34**	**1218**	**611**	**6740.29**	**3758.81**

Bankwise Financing under Overall, Rural & PMAY housing Report of Manipur during the FY-2024-2025 & O/S as on date 30-09-2024

(Amount in Rs.Lakhs)

Sl No.	Bank Name	Housing Loan (PS) O/S No	Housing Loan (PS) O/S Amount	Housing Loan (NPS) O/S No	Housing Loan (NPS) O/S Amount	Rural Housing Loan O/S No	Rural Housing Loan O/S Amount	Housing Loan Eligible under PMAY O/S No	Housing Loan Eligible under PMAY O/S Amount	Current Year Disbursed under PMAY No	Current Year Disbursed under PMAY Amount	PMAY O/S No	PMAY O/S Amount
1	BOB	216	2466.96	451	12689.7	0	0	0	0	0	0	0	0
2	BOI	201	2466.99	158	3408.22	0	0	0	0	0	0	0	0
3	BOM	44	920.34	71	2500.28	4	120.32	0	0	0	0	0	0
4	CAN	73	685.07	82	2032.76	49	799.58	6	83.15	0	0	6	83.15
5	CBI	32	276.06	1	64.97	0	0	0	0	0	0	0	0
6	IND	14	164.83	203	5652.68	59	1691.45	2	14.23	0	0	2	14.23
7	IOB	131	2467.62	67	1233.87	0	0	0	0	0	0	1	16.37
8	PNB	666	5419.85	914	17172.82	0	0	0	0	0	0	0	0
9	PSB	166	1782.21	0	0	0	0	166	1782.21	0	0	166	1782.21
10	SBI	1610	19830.2	6680	110137.2	1889	45690.38	2	21.22	0	0	2	0.21
11	UCO	392	3772.66	418	3610.4	0	0	0	0	0	0	0	0
12	UNI	4	57.39	53	869.28	0	0	0	0	0	0	0	0
Public	**Total**	**3549**	**40310.18**	**9098**	**159372.1**	**2001**	**48301.73**	**176**	**1900.81**	**0**	**0**	**177**	**1896.17**
1	AXIS	146	324.28	21	890.26	0	0	0	0	0	0	0	0
2	BAND	0	0	0	0	0	0	0	0	0	0	0	0
3	HDFC	642	715.16	4	81.15	49	50.21	0	0	0	0	0	0
4	ICICI	36	530.29	507	14918.85	0	0	0	0	0	0	0	0
5	IDBI	56	173.91	159	3060.63	0	0	0	0	0	0	0	0
6	INDUS	6137	0	0	0	0	0	0	0	0	0	0	0
7	YES	0	0	0	0	0	0	0	0	0	0	0	0
Private	**Total**	**7017**	**1743.64**	**691**	**18950.89**	**49**	**50.21**	**0**	**0**	**0**	**0**	**0**	**0**
1	NESFB	0	0	0	0	0	0	0	0	0	0	0	0
Small FB	**Total**	**0**	**0**	**0**	**0**	**0**	**0**	**0**	**0**	**0**	**0**	**0**	**0**
1	MRB	111	1543.06	151	4988.67	79	2284.01	0	0	0	0	0	0
RRB	**Total**	**111**	**1543.06**	**151**	**4988.67**	**79**	**2284.01**	**0**	**0**	**0**	**0**	**0**	**0**
1	MSCB	119	1713.78	0	0	0	0	0	0	0	0	0	0
Grand	**Total**	**10796**	**45310.66**	**9940**	**183311.7**	**2129**	**50635.95**	**176**	**1900.81**	**0**	**0**	**177**	**1896.17**

District wise Financing under Overall, Rural & PMAY housing report of Manipur during the FY 2024-2025 & O/S as on date 30-09-2024

(Amount in Rs.Lakhs)

Sl No.	District Name	Housing Loan (PS) O/S No	Housing Loan (PS) O/S Amount	Housing Loan (NPS) O/S No	Housing Loan (NPS) O/S Amount	Rural Housing Loan O/S No	Rural Housing Loan O/S Amount	Housing Loan Eligible under PMAY O/S No	Housing Loan Eligible under PMAY O/S Amount	Current Year Disbursed under PMAY No	Current Year Disbursed under PMAY Amount	PMAY O/S No	PMAY O/S Amount
1	BISHNUPUR	388	3291.03	431	7616.68	6	293.9	0	0	0	0	0	0
2	CHANDEL	52	655.47	102	1561.66	84	1823.3	0	0	0	0	0	0
3	CHURACHANDPUR	337	3306.1	1203	21758.96	620	14634.1	1	10.61	0	0	1	10.61
4	IMPHALEAST	2619	5874.05	1323	21031.34	549	12329.98	97	1009.32	0	0	97	1009.32
5	IMPHALWEST	4140	21861.24	4871	96025.11	166	4118.41	62	656.55	0	0	62	635.54
6	JIRIBAM	3	21.57	8	150.15	0	0	0	0	0	0	0	0
7	KAKCHING	129	1656.38	372	7490.6	6	145.46	0	0	0	0	0	0
8	KAMJONG	0	0	0	0	0	0	0	0	0	0	0	0
9	KANGPOKPI	97	1309.15	258	3867.38	157	3671.55	0	0	0	0	0	0
10	NONEY	0	0	2	61.18	2	61.18	0	0	0	0	0	0
11	PHERZAWL	0	0	0	0	0	0	0	0	0	0	0	0
12	SENAPATI	2520	2077.7	518	8825.9	380	9762.33	0	0	0	0	0	0
13	TAMENGLONG	8	91.42	8	174.45	0	0	0	0	0	0	0	0
14	TENGNOUPAL	42	551.56	64	1324.8	60	1293.57	0	0	0	0	0	0
15	THOUBAL	448	4524.37	772	13059.23	99	2502.17	16	224.33	0	0	17	240.7
16	UKHRUL	13	90.62	8	364.26	0	0	0	0	0	0	0	0
Grand	**Total**	**10796**	**45310.66**	**9940**	**183311.7**	**2129**	**50635.95**	**176**	**1900.81**	**0**	**0**	**177**	**1896.17**

Bankwise Priority Sector LOAN TO WEAKER SECTION O/S Report of Manipur as on date 30-09-2024

(Amount in Rs. Lakhs)

Sl No.	Bank Name	Small and Marginal Farmers No	Small and Marginal Farmers Amt	Scheduled Castes No	Scheduled Castes Amt	Scheduled Tribes No	Scheduled Tribes Amt	DRI scheme No	DRI scheme Amt	Self Help Groups No	Self Help Groups Amt	women beneficiaries No	women beneficiaries Amt	Minority communities No	Minority communities Amt	PMJDY No	PMJDY Amt	Others No	Others Amt	Tot Weaker Sec O/S No.	Tot Weaker Sec O/S Amt.
1	BOB	1870	3798.5	223	1366.11	2450	11690.55	0	0	212	185.3	1605	870.94	1001	5475.12	14	0.45	0	0	7375	23386.97
2	BOI	8494	14552.92	19	54.14	419	1804.56	0	0	141	189.69	1606	634.64	49	204.43	0	0	0	0	10728	17440.38
3	BOM	17	28.07	20	99.07	75	489.69	0	0	0	0	171	297.98	12	107.45	18	0.9	5	14.06	318	1037.22
4	CAN	2144	3074.9	47	160.71	1285	2808.55	22	1.65	101	150.9	1069	545.6	1658	6194.62	525	0.59	209	795.48	7060	13733
5	CBI	578	1627.32	8	25.43	12	50.83	0	0	143	408.32	93	25.46	19	42.77	0	0	35	54.34	888	2234.47
6	IND	523	398.64	89	653.65	122	279.79	0	0	0	0	221	67.9	22	105.23	0	0	1	24.56	978	1529.77
7	IOB	49	109.34	0	0	16	92.04	0	0	0	0	18	16.79	17	41.64	0	0	7	8.54	107	268.35
8	PNB	19739	53367.92	4	2.66	63	27.99	0	0	0	0	3	0.79	0	0	0	0	60	194.84	19869	53594.2
9	PSB	51	58.6	91	89.62	326	1324.65	0	0	0	0	49	42.59	20	207.35	0	0	40	63.82	577	1786.63
10	SBI	8234	12271.11	1001	2192.86	161	409.09	0	0	97	244.22	3375	1332.2	6909	21570.54	0	0	626	1026.9	20403	39046.92
11	UCO	414	99.61	255	365.51	2228	3299.49	0	0	54	85.99	985	299.71	95	277.81	0	0	1027	1085.8	5058	5513.95
12	UNI	201	336.94	6	76.58	91	827.44	0	0	0	0	117	47.74	117	925.03	3	0.01	81	885.22	616	3098.96
Pub	**Total**	**42314**	**89723.87**	**1763**	**5086.34**	**7248**	**23104.67**	**22**	**1.65**	**748**	**1264.42**	**9312**	**4182.34**	**9919**	**35151.99**	**560**	**1.95**	**2091**	**4153.6**	**73977**	**162670.8**
1	AXIS	2958	15256.5	44	150.52	109	322.29	0	0	0	0	808	92.85	150	905.04	1	0.04	209	177.61	4279	16904.85
2	BAND	149	51.76	10	4.02	20	8.18	0	0	0	0	9007	2603.66	0	0	0	0	0	0	9186	2667.62
3	HDFC	1427	2674.13	8	41.76	60	200.05	0	0	0	0	12584	1986.78	74	662.47	0	0	154	109.3	14307	5674.49
4	ICICI	4527	9216.96	8	40.22	26	168	0	0	0	0	191	128.92	46	151.16	0	0	0	0	4798	9705.26
5	IDBI	81	265.03	0	0	3	15.12	0	0	3	14.49	15	7.78	211	1073.17	0	0	51	313.79	364	1689.38
6	INDUS	0	0	0	0	0	0	0	0	0	0	0	0	0	0	0	0	0	0	0	0
7	YES	0	0	0	0	0	0	0	0	0	0	0	0	1	71.49	0	0	0	0	1	71.49
Priv	**Total**	**9142**	**27464.38**	**70**	**236.52**	**218**	**713.64**	**0**	**0**	**3**	**14.49**	**22605**	**4819.99**	**482**	**2863.33**	**1**	**0.04**	**414**	**600.7**	**32935**	**36713.09**
1	NESFB	0	0	0	0	0	0	0	0	0	0	0	0	0	0	0	0	234	21.43	234	21.43
Small FB	**Total**	**0**	**0**	**0**	**0**	**0**	**0**	**0**	**0**	**0**	**0**	**0**	**0**	**0**	**0**	**0**	**0**	**234**	**21.43**	**234**	**21.43**
1	MRB	15407	10020.39	301	192.09	1499	1007.01	0	0	2534	2743.67	12248	4749.1	2974	1752.2	67	1.62	0	0	35030	20466.08
RRB	**Total**	**15407**	**10020.39**	**301**	**192.09**	**1499**	**1007.01**	**0**	**0**	**2534**	**2743.67**	**12248**	**4749.1**	**2974**	**1752.2**	**67**	**1.62**	**0**	**0**	**35030**	**20466.08**
1	MSCB	2045	3567.89	683	1054.58	1299	1352.99	0	0	641	545.9	1156	612.45	214	531.06	0	0	923	686.55	6961	8351.42
Grand	**Total**	**68908**	**130776.5**	**2817**	**6569.53**	**10264**	**26178.31**	**22**	**1.65**	**3926**	**4568.48**	**45321**	**14363.88**	**13589**	**40298.58**	**628**	**3.61**	**3662**	**5462.3**	**149137**	**228222.8**

Districtwise Priority Sector LOAN TO WEAKER SECTION O/S Report of Manipur as on date 30-09-2024

(Amount in Rs. Lakhs)

Sl No.	District Name	Small and Marginal Farmers No	Small and Marginal Farmers Amt	Scheduled Castes No	Scheduled Castes Amt	Scheduled Tribes No	Scheduled Tribes Amt	DRI scheme No	DRI scheme Amt	Self Help Groups No	Self Help Groups Amt	women beneficiaries No	women beneficiaries Amt	Minority communities No	Minority communities Amt	PMJDY No	PMJDY Amt	Others No	Others Amt	Tot Weaker Sec O/S No.	Tot Weaker Sec O/S Amt.
1	BISHNUPUR	9369	10446.93	570	789.25	91	247.21	0	0	490	447.72	6129	2130.39	603	832.94	26	0.44	686	684.33	17964	15579.21
2	CHANDEL	162	134.08	3	2.92	357	478.75	0	0	2	0.06	132	56.03	416	909.45	0	0	35	66.34	1107	1647.63
3	CHURACHANDPUR	4441	13004.31	29	54.28	2845	7447.85	0	0	265	355.31	998	474.03	3643	11872.13	246	0.12	98	166.65	12565	33374.68
4	IMPHALEAST	8394	12132.36	130	271.37	760	3113.33	1	0.13	930	1150.49	12013	3261.92	840	2898.69	50	0.08	803	888.33	23921	23716.7
5	IMPHALWEST	25737	50313.5	603	1616.69	1765	7875.73	5	0.4	824	835.49	12079	4171.16	1372	8563.78	162	1.71	1077	2423.5	43624	75801.99
6	JIRIBAM	231	439.24	10	4.02	20	8.18	0	0	54	35.99	206	54.55	13	32.08	0	0	3	12.25	537	586.31
7	KAKCHING	2749	6260.36	1248	3128.09	148	207.55	0	0	195	167.69	2444	757.03	119	260.75	0	0	193	293.44	7096	11074.91
8	KAMJONG	5	4.98	0	0	12	4.93	0	0	0	0	12	4.47	40	60.11	0	0	1	0.11	70	74.6
9	KANGPOKPI	1077	2089.01	88	383.36	704	1638.92	0	0	30	36.04	346	161.51	1133	3287.36	0	0	24	18.98	3402	7615.18
10	NONEY	490	468.43	3	3.53	478	538.57	1	0.05	77	94.53	276	141.06	553	728.02	1	0	3	4.84	1882	1979.03
11	PHERZAWL	0	0	0	0	0	0	0	0	0	0	0	0	0	0	0	0	0	0	0	0
12	SENAPATI	2563	4500.86	0	0	817	1335.19	0	0	95	257.84	846	388.08	2364	6918.79	0	0	47	58.35	6732	13459.11
13	TAMENGLONG	1763	8868.65	0	0	254	563.86	14	0.94	5	7.41	86	31.66	422	1281.31	4	0	4	8.59	2552	10762.42
14	TENGNOUPAL	878	1635.66	18	83.73	714	931.15	0	0	148	134.6	422	236.06	553	720.8	3	0.12	54	104.23	2790	3846.35
15	THOUBAL	9222	12778.83	115	232.29	103	211.48	1	0.13	778	1017.84	9049	2371.15	1242	1305.59	136	1.14	560	656.82	21206	18575.27
16	UKHRUL	1827	7699.33	0	0	1196	1575.61	0	0	33	27.47	283	124.78	276	626.78	0	0	74	75.48	3689	10129.45
Grand	**Total**	**68908**	**130776.5**	**2817**	**6569.53**	**10264**	**26178.31**	**22**	**1.65**	**3926**	**4568.48**	**45321**	**14363.88**	**13589**	**40298.58**	**628**	**3.61**	**3662**	**5462.3**	**149137**	**228222.8**

Bankwise Progress under Finance to SC/ST Report of Manipur during the FY-2024-2025 & O/S as on date 30-09-2024

(Amount in Rs. Lakhs)

Sl No.	Bank Name	SC Disb No.	SC Disb Amt.	SC O/S No.	SC O/S Amt.	ST Disb No.	ST Disb Amt.	ST O/S No.	ST O/S Amt.
1	BOB	68	333.49	223	1366.11	431	1418.91	2450	11690.55
2	BOI	4	24.24	21	54.14	88	561.38	514	2503.25
3	BOM	2	2.56	21	101.48	5	47	80	516.56
4	CAN	9	10.77	66	296.22	60	304.05	1555	5679.26
5	CBI	4	15.21	18	49.36	96	181.95	333	817.15
6	IND	29	76.47	233	1796.89	21	41.82	525	1754.3
7	IOB	0	0	52	165.32	26	76.54	308	1471.95
8	PNB	49	391.49	921	3586.67	535	4887.32	14389	46403.03
9	PSB	9	11.39	225	232.2	14	20.1	317	1371.24
10	SBI	580	2762.28	2520	10528.94	180	1300.9	981	5225.57
11	UCO	15	62.38	291	729.64	86	292.7	2653	6249.93
12	UNI	1	0.5	16	123.42	12	87.42	101	889.84
Pub	**Total**	**770**	**3690.78**	**4607**	**19030.39**	**1554**	**9220.09**	**24206**	**84572.63**
1	AXIS	13	30.1	128	343.65	7	3567354	316	880.17
2	BAND	0	0	10	4.02	0	0	20	8.18
3	HDFC	0	0	8	41.76	0	0	60	200.05
4	ICICI	93	351.59	222	649.45	23	142.31	359	2644.12
5	IDBI	0	0	124	55.91	29	413.67	1395	4864.15
6	INDUS	0	0	0	0	0	0	0	0
7	YES	0	0	0	0	0	0	0	0
Priv	**Total**	**106**	**381.69**	**492**	**1094.79**	**59**	**3567910**	**2150**	**8596.67**
1	NESFB	0	0	56	23.47	23	54.71	77	157.57
Small FB	**Total**	**0**	**0**	**56**	**23.47**	**23**	**54.71**	**77**	**157.57**
1	MRB	13	8.01	440	528.07	153	94.74	2561	2547.21
RRB	**Total**	**13**	**8.01**	**440**	**528.07**	**153**	**94.74**	**2561**	**2547.21**
1	MSCB	44	253.01	958	1497.83	4	50.75	1451	1509.75
Grand	**Total**	**933**	**4333.49**	**6553**	**22174.55**	**1793**	**3577330**	**30445**	**97383.83**

Districtwise Progress under Finance to SC/ST Report of Manipur during the FY 2024-2025 & O/S as on date 30-09-2024

(Amount in Rs.Lakhs)

Sl No.	District Name	SC Disb No	SC Disb Amt	SC O/S No	SC O/S Amt	ST Disb No	ST Disb Amt	ST O/S No	ST O/S Amt
1	BISHNUPUR	225	480.69	1040	2189.12	34	1200077	379	1787.45
2	CHANDEL	3	22.85	25	109.58	21	88.84	419	844.28
3	CHURACHANDPUR	20	308.14	142	734.98	505	2632.03	6031	25070.2
4	IMPHALEAST	55	287.02	394	1005.21	83	443.43	1207	6710.99
5	IMPHALWEST	208	1117.78	1571	5236.41	342	2369905	11155	28421.68
6	JIRIBAM	9	83.31	46	223.24	2	21.95	112	302.64
7	KAKCHING	330	1766.33	2728	10414.8	20	154.99	412	1526.47
8	KAMJONG	0	0	4	20.77	7	0.07	19	23.85
9	KANGPOKPI	27	36.76	142	565.18	126	693.82	1348	3329.37
10	NONEY	0	0	12	43.02	60	74.15	826	1047.16
11	PHERZAWL	0	0	0	0	0	0	0	0
12	SENAPATI	2	19	40	143.33	171	806.3	1990	5530.26
13	TAMENGLONG	0	0	5	26.3	116	1371.88	1926	9730.23
14	TENGNOUPAL	8	29.3	63	298.9	94	180.63	1368	2503.82
15	THOUBAL	44	155.31	320	1005.66	32	54.15	308	1150.19
16	UKHRUL	2	27	21	158.05	180	826.01	2945	9405.24
Grand	**Total**	**933**	**4333.49**	**6553**	**22174.55**	**1793**	**3577330**	**30445**	**97383.83**

Bankwise Progress under Loans disbursement to MINORITY COMMUNITIES Report of Manipur during the FY-2024-2025 upto 30-09-2024

(Amount in Rs. Lakhs)

Sl No.	Bank Name	CHRISTIANS		MUSLIMS		BUDDHISTS		SIKHS		ZORASTRIAN		JAINS		Tot Minority Disb	
		No	Amt	No	Amt	No	Amt	No	Amt	No	Amt	No	Amt	No	Amt
1	BOB	413	1397.13	126	692.04	0	0	0	0	1	0.66	1	2	541	2091.83
2	BOI	167	1043.35	18	49.56	0	0	0	0	0	0	0	0	185	1092.91
3	BOM	7	66.42	3	34	0	0	0	0	0	0	0	0	10	100.42
4	CAN	86	240.55	27	35.14	0	0	0	0	0	0	6	9	119	284.69
5	CBI	2	0.54	217	554.16	0	0	1	7.1	0	0	0	0	220	561.8
6	IND	87	206.32	16	48.18	0	0	0	0	0	0	0	0	103	254.5
7	IOB	48	178.56	7	17.69	0	0	0	0	0	0	2	9	57	205.25
8	PNB	955	8292.67	108	905.62	0	0	0	0	0	0	0	0	1063	9198.29
9	PSB	13	27.78	1	0.71	0	0	0	0	0	0	0	0	14	28.49
10	SBI	6967	36563.04	1195	6126.41	7	171.5	12	76.12	0	0	3	39	8184	42976.07
11	UCO	156	404.04	6	35.16	0	0	1	2	0	0	0	0	163	441.2
12	UNI	40	152.94	4	7.28	0	0	3	21.7	0	0	0	0	47	181.92
Pub	**Total**	**8941**	**48573.34**	**1728**	**8505.95**	**7**	**171.5**	**17**	**106.92**	**1**	**0.66**	**12**	**59**	**10706**	**57417.37**
1	AXIS	82	225.48	75	204.61	2	26.29	12	24.43	0	0	2	3.62	173	484.43
2	BAND	0	0	1	2	0	0	0	0	0	0	0	0	1	2
3	HDFC	6	38.28	27	61.15	0	0	0	0	0	0	0	0	33	99.43
4	ICICI	45	222.92	147	282.61	3	53.42	3	13.1	0	0	0	0	198	572.05
5	IDBI	73	690.2	9	33.48	0	0	0	0	0	0	0	0	82	723.68
6	INDUS	0	0	0	0	0	0	0	0	0	0	0	0	0	0
7	YES	0	0	0	0	0	0	0	0	0	0	1	100	1	100
Priv	**Total**	**206**	**1176.88**	**259**	**583.85**	**5**	**79.71**	**15**	**37.53**	**0**	**0**	**3**	**103.62**	**488**	**1981.59**
1	NESFB	21	49.11	0	0	0	0	0	0	0	0	0	0	21	49.11
Small FB	**Total**	**21**	**49.11**	**0**	**0**	**0**	**0**	**0**	**0**	**0**	**0**	**0**	**0**	**21**	**49.11**
1	MRB	186	136.26	103	77.69	0	0	0	0	0	0	0	0	289	213.95
RRB	**Total**	**186**	**136.26**	**103**	**77.69**	**0**	**0**	**0**	**0**	**0**	**0**	**0**	**0**	**289**	**213.95**
1	MSCB	4	50.75	5	14.6	0	0	0	0	0	0	0	0	9	65.35
Grand	**Total**	**9358**	**49986.34**	**2095**	**9182.09**	**12**	**251.21**	**32**	**144.45**	**1**	**0.66**	**15**	**162.62**	**11513**	**59727.37**

District wise Loans Disbursement to MINORITY COMMUNITIES report of Manipur during the FY 2024-2025 upto 30-09-2024

(Amount in Rs.Lakhs)

Sl No.	Bank Name	CHRISTIANS		MUSLIMS		BUDDHISTS		SIKHS		ZORASTRIANS		JAINS		Tot Minority Disb	
		No	Amt	No	Amt	No	Amt	No	Amt	No	Amt	No	Amt	No	Amt
1	BISHNUPUR	73	410.88	102	147.47	0	0	2	4.01	0	0	1	2.1	178	564.46
2	CHANDEL	679	3527.15	3	30.03	1	10.5	0	0	0	0	0	0	683	3567.68
3	CHURACHANDPUR	2808	15979.71	155	369.37	2	45.42	0	0	0	0	0	0	2965	16394.5
4	IMPHALEAST	255	1587.05	286	1413.78	0	0	5	38.15	1	0.66	0	0	547	3039.64
5	IMPHALWEST	1260	7639.93	867	4344.82	5	90.29	13	65.01	0	0	14	160.52	2159	12300.57
6	JIRIBAM	5	31.13	16	90.2	0	0	0	0	0	0	0	0	21	121.33
7	KAKCHING	95	489.01	37	204.6	0	0	7	13.28	0	0	0	0	139	706.89
8	KAMJONG	54	219.33	1	15.75	0	0	0	0	0	0	0	0	55	235.08
9	KANGPOKPI	1027	5150.78	14	66.66	1	7	4	23	0	0	0	0	1046	5247.44
10	NONEY	142	384.42	0	0	0	0	0	0	0	0	0	0	142	384.42
11	PHERZAWL	0	0	0	0	0	0	0	0	0	0	0	0	0	0
12	SENAPATI	1772	7068.98	71	189.55	2	90	0	0	0	0	0	0	1845	7348.53
13	TAMENGLONG	230	2151.38	0	0	0	0	0	0	0	0	0	0	230	2151.38
14	TENGNOUPAL	308	1381.62	37	258.9	0	0	0	0	0	0	0	0	345	1640.52
15	THOUBAL	54	190.98	499	1982.09	1	8	1	1	0	0	0	0	555	2182.07
16	UKHRUL	596	3773.99	7	68.87	0	0	0	0	0	0	0	0	603	3842.86
Grand	**Total**	**9358**	**49986.34**	**2095**	**9182.09**	**12**	**251.21**	**32**	**144.45**	**1**	**0.66**	**15**	**162.62**	**11513**	**59727.37**

Bankwise Progress under Loans outstanding to MINORITY COMMUNITIES Report of Manipur as on date 30-09-2024

(Amount in Rs. Lakhs)

Sl No.	Bank Name	CHRISTIANS		MUSLIMS		BUDDHISTS		SIKHS		ZORASTRIANS		JAINS		Tot Minority Disb	
		No	Amt	No	Amt	No	Amt	No	Amt	No	Amt	No	Amt	No	Amt
1	BOB	203	1535.71	792	3923.21	2	8.74	3	4.49	1	2.95	0	0	1001	5475.1
2	BOI	457	2080.2	134	461.69	0	0	0	0	0	0	0	0	591	2541.89
3	BOM	54	418.24	18	148.09	0	0	0	0	0	0	0	0	72	566.33
4	CAN	1415	5735.23	167	254.69	11	45.57	64	150.27	0	0	1	8.86	1658	6194.62
5	CBI	6	18.16	1656	4075.41	0	0	2	9.65	0	0	0	0	1664	4103.22
6	IND	573	2203.15	50	272.38	0	0	0	0	0	0	1	1.9	624	2477.43
7	IOB	294	1476.19	39	121.68	0	0	0	0	0	0	23	248.17	356	1846.04
8	PNB	14370	46624.59	1275	5368.17	2	4.27	0	0	0	0	1	2.73	15648	51999.76
9	PSB	378	1306.28	18	27.28	0	0	3	5.16	0	0	5	11.35	404	1350.07
10	SBI	35071	189506.2	5772	29255.63	45	377.96	97	523.94	4	29.98	4	15.79	40993	219709.5
11	UCO	2926	5051.01	141	534.24	1	3.71	22	86.88	0	0	0	0	3090	5675.84
12	UNI	123	1090.25	23	123.58	0	0	3	58.99	0	0	0	0	149	1272.82
Pub	**Total**	**55870**	**257045.2**	**10085**	**44566.05**	**61**	**440.25**	**194**	**839.38**	**5**	**32.93**	**35**	**288.8**	**66250**	**303212.6**
1	AXIS	671	2332.39	409	930.64	3	28.36	129	332.36	0	0	7	11.87	1219	3635.62
2	BAND	458	179.23	299	108.71	0	0	0	0	0	0	4	0.76	761	288.7
3	HDFC	473	429.1	1295	575.63	0	0	4	7.94	0	0	7	185	1779	1197.67
4	ICICI	372	2615.3	314	1522.99	28	334.47	15	85.52	0	0	3	13.59	732	4571.87
5	IDBI	1410	4754.23	18	108.3	0	0	0	0	0	0	0	0	1428	4862.53
6	INDUS	0	0	0	0	0	0	0	0	0	0	0	0	0	0
7	YES	0	0	0	0	0	0	0	0	0	0	1	71.49	1	71.49
Priv	**Total**	**3384**	**10310.25**	**2335**	**3246.27**	**31**	**362.83**	**148**	**425.82**	**0**	**0**	**22**	**282.71**	**5920**	**14627.88**
1	NESFB	79	157.89	15	18.7	0	0	0	0	0	0	2	1.78	96	178.37
Small FB	**Total**	**79**	**157.89**	**15**	**18.7**	**0**	**0**	**0**	**0**	**0**	**0**	**2**	**1.78**	**96**	**178.37**
1	MRB	2533	2541.33	2075	1428.02	0	0	0	0	0	0	0	0	4608	3969.35
RRB	**Total**	**2533**	**2541.33**	**2075**	**1428.02**	**0**	**0**	**0**	**0**	**0**	**0**	**0**	**0**	**4608**	**3969.35**
1	MSCB	1602	1804.67	147	214.35	0	0	0	0	0	0	0	0	1749	2019.02
Grand	**Total**	**63468**	**271859.3**	**14657**	**49473.39**	**92**	**803.08**	**342**	**1265.2**	**5**	**32.93**	**59**	**573.29**	**78623**	**324007.2**

District wise Loans Outstandings to MINORITY COMMUNITIES report of Manipur as on date 30-09-2024

(Amount in Rs. Lakhs)

Sl No.	Bank Name	CHRISTIANS		MUSLIMS		BUDDHISTS		SIKHS		ZORASTRIAN		JAINS		Tot Minority	
		No	Amt	No	Amt	No	Amt	No	Amt	No	Amt	No	Amt	No	Amt
1	BISHNUPUR	733	3090.81	661	1229.74	6	86.97	40	181.59	0	0	2	3.32	1442	4592.43
2	CHANDEL	3843	17681.66	23	118.11	2	16.89	0	0	0	0	0	0	3868	17816.66
3	CHURACHANDPUR	14616	73567.9	1107	3982.96	22	204.61	11	22.53	0	0	0	0	15756	77778
4	IMPHALEAST	2480	12488.46	2514	6867.2	9	49.13	53	224.57	0	0	6	13.06	5062	19642.42
5	IMPHALWEST	15633	54968.24	5137	22137.54	29	233.64	138	537.22	1	2.95	48	543.92	20986	78423.51
6	JIRIBAM	217	590.81	188	331.08	1	7.98	2	4.68	0	0	0	0	408	934.55
7	KAKCHING	1004	3150.94	223	921.09	1	6.26	58	86.67	0	0	0	0	1286	4164.96
8	KAMJONG	202	736.69	7	31.7	0	0	0	0	0	0	0	0	209	768.39
9	KANGPOKPI	5243	23855.51	198	822.86	4	14.55	12	67.15	0	0	1	7.05	5458	24767.12
10	NONEY	1094	2316.79	2	6.12	0	0	1	1.34	0	0	0	0	1097	2324.25
11	PHERZAWL	0	0	0	0	0	0	0	0	0	0	0	0	0	0
12	SENAPATI	8673	39380.95	332	960.99	10	158	10	73.12	0	0	0	0	9025	40573.06
13	TAMENGLONG	2136	10379.54	14	70.86	0	0	0	0	0	0	0	0	2150	10450.4
14	TENGNOUPAL	2625	8720.86	192	1154.44	3	13.68	3	10.45	0	0	0	0	2823	9899.43
15	THOUBAL	553	1677.55	4028	10651.24	4	11.32	10	38.87	3	22.97	2	5.94	4600	12407.89
16	UKHRUL	4416	19252.63	31	187.46	1	0.05	4	17.01	1	7.01	0	0	4453	19464.16
Grand	**Total**	**63468**	**271859.3**	**14657**	**49473.39**	**92**	**803.08**	**342**	**1265.2**	**5**	**32.93**	**59**	**573.29**	**78623**	**324007.2**

Bankwise Progress under PMJDY Report of Manipur as on date 30-09-2024

(Amount in Rs. Lakhs)

Sl No.	Bank Name	Rural No	Urban No	Male No	Female No	Total PMJDY No.	No of Zero Balance A/c	Amt Deposits held in the A/c	No of Rupay Card Issued	No of Rupay Card Activated	No of Aadhaar Seeded
1	BOB	21360	18378	17568	22169	39737	1597	1200.1	13423	4494	29639
2	BOI	0	0	0	0	0	2320	32.9	0	0	0
3	BOM	0	4365	2848	3003	5851	1775	361.25	4333	4333	4322
4	CAN	10670	7487	8148	10009	18157	3111	495.68	7316	1746	13912
5	CBI	15263	44503	25602	34164	59766	972	1241.88	27791	27791	49497
6	IND	386	12719	5178	7924	13102	536	137.62	2344	1457	11468
7	IOB	6173	5852	6181	5844	12025	12025	234.39	10473	9597	8483
8	PNB	40899	227706	118218	150383	268601	61000	5104.06	231116	88715	190006
9	PSB	4903	6558	6833	4628	11461	24	208	8781	7659	7306
10	SBI	168368	167201	142796	192706	335502	6399	10743.82	349662	70646	203393
11	UCO	46065	9593	24125	31395	55520	5248	1882.8	29549	22178	46346
12	UNI	0	9192	2928	6264	9192	1386	198.65	6650	12931	7726
Pub	**Total**	**314087**	**513554**	**360425**	**468489**	**828914**	**96393**	**21841.15**	**691438**	**251547**	**572098**
1	AXIS	1188	6069	2773	4484	7257	413	229.01	4708	2138	5668
2	BAND	0	0	0	0	0	0	0	0	0	0
3	HDFC	2906	2544	2383	3067	5450	1694	174.68	5450	1990	2854
4	ICICI	1021	1030	698	1353	2051	159	38.31	2003	675	513
5	IDBI	294	1645	876	1063	1939	369	40.09	1382	0	1537
6	INDUS	1	2414	619	1796	2415	1005	25.9	2364	590	2207
7	YES	0	65	24	41	65	0	1.65	65	58	63
Priv	**Total**	**5410**	**13767**	**7373**	**11804**	**19177**	**3640**	**509.64**	**15972**	**5451**	**12842**
1	NESFB	0	0	0	0	0	0	0	0	0	0
Small FB	**Total**	**0**	**0**	**0**	**0**	**0**	**0**	**0**	**0**	**0**	**0**
1	MRB	243876	4143	101756	145366	247122	51023	6466.02	173763	45025	193523
RRB	**Total**	**243876**	**4143**	**101756**	**145366**	**247122**	**51023**	**6466.02**	**173763**	**45025**	**193523**
1	MSCB	21600	3235	9776	15059	24835	9799	161.02	3334	3253	4902
Grand	**Total**	**584973**	**534699**	**479330**	**640718**	**1120048**	**160855**	**28977.83**	**884507**	**305276**	**783365**

District wise progress under PMJDY report of Manipur as on date 30-09-2024

(Amount in Rs.Lakhs)

Sl No.	District Name	Rural No	Urban No	Male No	Female No	Total PMJDY No.	No of Zero Balance A/c	Amt Deposits held in the A/c	No of Rupay Card Issued	No of Rupay Card Activated	No of Aadhaar Seeded
1	BISHNUPUR	95546	58890	61196	92994	154190	23319	2897.74	118722	37379	113483
2	CHANDEL	12535	0	5725	6805	12530	834	399.6	11754	4164	9314
3	CHURACHANDPUR	97223	3808	46473	54532	101005	11556	3582.48	76095	24624	68847
4	IMPHALEAST	99425	50175	59594	89886	149480	23421	3456.29	112526	39944	108261
5	IMPHALWEST	49013	204756	103057	151866	254923	29476	6749.2	200728	89149	195423
6	JIRIBAM	18719	0	8017	10702	18719	2870	657.56	15687	8277	16401
7	KAKCHING	29975	50821	34366	46358	80724	11135	1360.41	61085	19447	59555
8	KAMJONG	2260	0	1129	1130	2259	51	111.47	2449	606	1374
9	KANGPOKPI	27376	1769	14205	14934	29139	4905	810.74	19451	8166	14870
10	NONEY	11058	0	5793	5233	11026	1876	476.33	9838	2733	7028
11	PHERZAWL	0	0	0	0	0	0	0	0	0	0
12	SENAPATI	38447	0	17723	20636	38359	1392	1543.99	41739	11132	23299
13	TAMENGLONG	4550	20594	13372	11772	25144	6764	498.71	24503	11098	15012
14	TENGNOUPAL	10735	6057	7537	9236	16773	2303	561.05	17989	5416	12478
15	THOUBAL	82035	72285	64931	89239	154170	25564	2502.83	113265	25366	101621
16	UKHRUL	6076	65544	36212	35395	71607	15389	3369.43	58676	17775	36399
Grand	**Total**	**584973**	**534699**	**479330**	**640718**	**1120048**	**160855**	**28977.83**	**884507**	**305276**	**783365**

Bankwise Progress under SOCIAL SECURITY SCHEME Report of Manipur as on date 30-09-2024

Sl No.	Bank Name	Enrolment under PMJJBY	eligible cases under PMJJBY	renewals under PMJJBY	Enrolment under PMSBY	eligible cases under PMSBY	renewals under PMSBY	Enrolment under APY	Total Enrolment No.
1	BOB	3150	6805	3150	14338	2932	14338	2709	20197
2	BOI	5775	30655	4292	17465	35911	8184	183	23423
3	BOM	977	2774	1725	2020	4012	1654	162	3159
4	CAN	3785	59914	0	13379	72707	0	2530	19694
5	CBI	2033	93521	1990	9951	129097	8876	132	12116
6	IND	569	483	97	1919	1880	315	735	3223
7	IOB	3217	11110	3020	3975	19490	3671	20	7212
8	PNB	77255	441253	9910	239953	601146	28206	46635	363843
9	PSB	2613	2613	2337	12814	12814	11897	1424	16851
10	SBI	175390	447040	69037	302279	769404	191635	14245	491914
11	UCO	4960	134173	2625	11624	184975	6566	1935	18519
12	UNI	470	11701	405	1497	15724	1393	98	2065
Pub	**Total**	**280194**	**1242042**	**98588**	**631214**	**1850092**	**276735**	**70808**	**982216**
1	AXIS	261	58609	138	708	70535	390	3083	4052
2	BAND	0	0	0	0	0	0	0	0
3	HDFC	1242	24352	382	4236	28212	1867	1197	6675
4	ICICI	2	6257	0	2078	7357	0	0	2080
5	IDBI	876	9009	290	1843	10637	880	648	3367
6	INDUS	41	1545	13	397	2244	175	10	448
7	YES	1	2236	0	6	2623	6	1	8
Priv	**Total**	**2423**	**102008**	**823**	**9268**	**121608**	**3318**	**4939**	**16630**
1	NESFB	10	10	0	71	71	0	0	81
Small FB	**Total**	**10**	**10**	**0**	**71**	**71**	**0**	**0**	**81**
1	MRB	43885	103043	103849	101678	146349	366356	12005	157568
RRB	**Total**	**43885**	**103043**	**103849**	**101678**	**146349**	**366356**	**12005**	**157568**
1	MSCB	710	1014	454	3587	4878	2904	0	4297
Grand	**Total**	**327222**	**1448117**	**203714**	**745818**	**2122998**	**649313**	**87752**	**1160792**

District wise progress under SOCIAL SECURITY SCHEME report of Manipur as on date 30-09-2024

Sl No.	District Name	Enrolment under PMJJBY	eligible cases under PMJJBY	renewals under PMJJBY	Enrolment under PMSBY	eligible cases under PMSBY	renewals under PMSBY	Enrolment under APY	Total Enrolment No.
1	BISHNUPUR	28327	129266	23129	68199	192215	86016	9081	105607
2	CHANDEL	4349	20402	2266	9527	32743	5938	288	14164
3	CHURACHANDPUR	33411	143948	12018	57499	217077	35602	4103	95013
4	IMPHALEAST	40238	182202	34041	117985	257652	127788	13515	171738
5	IMPHALWEST	93083	432001	54193	230106	635931	167021	30521	353710
6	JIRIBAM	7079	30422	1872	12871	40067	2749	3017	22967
7	KAKCHING	20450	87040	11116	47707	130626	41723	4627	72784
8	KAMJONG	616	2454	377	1496	4324	1263	89	2201
9	KANGPOKPI	14129	36266	6810	17702	57618	12456	1332	33163
10	NONEY	2759	11796	4000	6683	14714	14014	862	10304
11	PHERZAWL	0	0	0	0	0	0	0	0
12	SENAPATI	20072	73347	8166	40756	106589	21386	2391	63219
13	TAMENGLONG	4405	41715	1017	18268	52799	3440	3495	26168
14	TENGNOUPAL	8388	25238	8162	14224	36692	17019	1612	24224
15	THOUBAL	28458	144218	29466	75107	217848	92820	8435	112000
16	UKHRUL	21458	87802	7081	27688	126103	20078	4384	53530
Grand	**Total**	**327222**	**1448117**	**203714**	**745818**	**2122998**	**649313**	**87752**	**1160792**

Bankwise Progress under AADHAAR Authentication Report of Manipur as on date 30-09-2023

Sl No.	Bank Name	Number of operative CASA	Number of Aadhaar seeded CASA	Number of Authenticated CASA
1	BOB	129100	110330	65495
2	BOI	49247	15841	20028
3	BOM	11906	10731	10731
4	CAN	65675	61975	11925
5	CBI	84672	53125	68364
6	IND	41109	23817	20716
7	IOB	33098	27438	23231
8	PNB	362217	338731	15941
9	PSB	58527	46166	46166
10	SBI	1134699	545848	448966
11	UCO	131800	165427	165427
12	UNI	13438	12931	12030
Public	**Total**	**2115488**	**1412360**	**909020**
1	AXIS	77885	16528	15231
2	BAND	41279	0	25583
3	HDFC	41336	13157	12579
4	ICICI	25325	23559	18844
5	IDBI	12481	10253	4338
6	INDUS	11440	5815	0
7	YES	2000	1513	1123
Private	**Total**	**211746**	**70825**	**77698**
1	NESFB	15896	14312	14312
Small FB	**Total**	**15896**	**14312**	**14312**
1	MRB	440243	393752	393752
RRB	**Total**	**440243**	**393752**	**393752**
1	MSCB	187585	126822	209896
Grand	**Total**	**2970958**	**2018071**	**1604678**

District wise progress under AADHAAR Authentication report of Manipur as on date 30-09-2024

Sl No.	District Name	Number of operative CASA	Number of Aadhaar seeded CASA	Number of Authenticated CASA
1	BISHNUPUR	489427	302493	301685
2	CHANDEL	35525	26612	22245
3	CHURACHANDPUR	263043	192503	119110
4	IMPHALEAST	417117	317058	267020
5	IMPHALWEST	759611	481057	388632
6	JIRIBAM	45695	29319	10552
7	KAKCHING	175063	126068	106946
8	KAMJONG	5411	3473	2273
9	KANGPOKPI	104676	65348	53343
10	NONEY	25953	19772	16391
11	PHERZAWL	385	385	385
12	SENAPATI	120686	70309	47470
13	TAMENGLONG	41641	35979	2799
14	TENGNOUPAL	41597	30482	23520
15	THOUBAL	331228	228985	194768
16	UKHRUL	113900	88228	47539
Grand	**Total**	**2970958**	**2018071**	**1604678**

Bankwise Progress under DIGITAL TRANSACTION Report of Manipur during the FY-2024-2025 upto date 30-09-2024

(Rs. In Lakhs)

Sl No.	Bank Name	BHIM/UPI A/c	BHIM/UPI Amt.	BHIM Aadhaar A/C	BHIM Aadhaar Amt.	Bharat QR Code A/C	Bharat QR Code Amt.	IMPS A/C	IMPS Amt.	Cards (Debit & Credit) A/C	Cards (Debit & Credit) Amt.	USSD A/C	USSD Amt.
1	BOB	5832751	111802.5	0	0	0	0	36206	10064.37	345604	12860.49	885	9.63
2	BOI	203	3004	149	1713	3	350	746	4787	10811	2397	0	0
3	BOM	2331	299.04	225	63.09	176	187.16	2109	388.67	2880	1704.58	0	0
4	CAN	5382690	84230.89	0	0	0	0	0	0	126663	5990.95	309	2.96
5	CBI	22052	35980.61	82	1.95	0	0	5424	5051.14	10463	2541.08	0	0
6	IND	1049181	17416.85	0	0	0	0	24144	4648.21	64796	2545.87	0	0
7	IOB	596	382.13	0	0	199	144.45	1560	833.2	5207	359.26	0	0
8	PNB	9547918	215948.9	293	10.98	0	0	180181	19487.86	595960	34630.53	0	0
9	PSB	68494	9414.06	0	0	0	0	5967	1583.7	137148	17179.72	0	0
10	SBI	63816697	1193922	236	10.57	0	0	988	31.1	17113	338.79	563014	14976.45
11	UCO	0	0	0	0	3	0.08	71910	9863.98	202643	10803.07	0	0
12	UNI	433313	8351.32	22	0.43	0	0	9995	996.05	1612	3.83	0	0
Public	**Total**	**86156226**	**1680752**	**1007**	**1800.02**	**381**	**681.69**	**339230**	**57735.28**	**1520900**	**91355.17**	**564208**	**14989.04**
1	AXIS	41535	162405.9	0	0	15343	1412.25	7032	2328105	12509	5038.64	0	0
2	BAND	1191863	29691.48	0	0	0	0	23086	6354.78	3340	153.69	0	0
3	HDFC	8268193	298041	0	0	279	36.19	343930	79232.8	263988	9800.54	0	0
4	ICICI	12431	55979.38	0	0	3694	241.18	7100	33203.79	3127	2433.82	0	0
5	IDBI	0	0	314	7.15	0	0	2585	1447.23	231	9.29	0	0
6	INDUS	1251899	59475.36	0	0	0	0	218718	49000.96	1041	7.8	0	0
7	YES	166191	6660.36	18	0.32	4671	157.51	24551	4604.9	13176	427.63	0	0
Private	**Total**	**10932112**	**612253.5**	**332**	**7.47**	**23987**	**1847.13**	**627002**	**2501950**	**297412**	**17871.41**	**0**	**0**
1	NESFB	0	0	0	0	0	0	0	0	773	157.64	0	0
Small FB	**Total**	**0**	**0**	**0**	**0**	**0**	**0**	**0**	**0**	**773**	**157.64**	**0**	**0**
1	APBL	1249	15442.93	1249	15442.93	0	0	478	46.75	148	5.36	0	0
Payment B	**Total**	**1249**	**15442.93**	**1249**	**15442.93**	**0**	**0**	**478**	**46.75**	**148**	**5.36**	**0**	**0**
1	MRB	41529	67196.9	109157	9042.45	103	319.19	57091	4604.26	27262	4504.17	0	0
RRB	**Total**	**41529**	**67196.9**	**109157**	**9042.45**	**103**	**319.19**	**57091**	**4604.26**	**27262**	**4504.17**	**0**	**0**
1	MSCB	0	0	0	0	0	0	1775	329.56	15447	598.49	0	0
Grand	**Total**	**97131116**	**2375646**	**111745**	**26292.87**	**24471**	**2848.01**	**1025576**	**2564666**	**1861942**	**114492.2**	**564208**	**14989.04**

District wise progress under DIGITAL TRANSACTION report of Manipur during the FY 2024-2025 upto date 30-09-2024

(Amount in Rs.Lakhs)

Sl No.	District Name	BHIM/UPI A/c	BHIM/UPI Amt.	BHIM Aadhaar A/C	BHIM Aadhaar Amt.	Bharat QR Code A/C	Bharat QR Code Amt.	IMPS A/C	IMPS Amt.	Cards (Debit & Credit) A/C	Cards (Debit & Credit) Amt.	USSD A/C	USSD Amt.
1	BISHNUPUR	4976082	124767.8	26772	4915.24	1056	117.64	58709	103201.33	109331	9919.4	32976	820.02
2	CHANDEL	1603360	26745.72	56	260.84	24	1.24	2862	369.38	11480	497.74	18397	581.63
3	CHURACHANDPUR	10121927	207061.3	1092	77.77	813	73.42	53647	214290.01	110935	5610.27	64392	1511.63
4	IMPHALEAST	13280914	363147.2	24634	6056.37	5240	549.82	265805	475295.45	330015	26484.86	61782	1543.37
5	IMPHALWEST	35493755	945879.5	10778	5143.91	13771	1687.44	403845	1041549.8	897407	50185.12	213762	6003.64
6	JIRIBAM	1878618	32476.55	41	210.07	0	0	15183	1247.37	30828	1536.58	2413	83.67
7	KAKCHING	3983707	96646.36	12573	1159.8	1163	122.56	42623	206132.5	70518	3841.54	26617	572.33
8	KAMJONG	256038	4370.51	4	0.3	0	0	0	0	156	2.11	1433	32.94
9	KANGPOKPI	4685075	88444.33	38	2.16	48	35.62	12485	2779.85	24589	997.01	37537	1079.33
10	NONEY	536216	13095.27	2764	269.15	1	5.92	2140	188	2698	149.85	2501	86.01
11	PHERZAWL	8	26.25	8	26.25	0	0	1	0	0	0	0	0
12	SENAPATI	5368927	118726.6	52	63.54	752	73.2	25291	126344.95	36734	2135.25	33376	862.82
13	TAMENGLONG	1324703	28310.86	103	4.26	0	0	13022	1492.28	41660	1962.8	595	16.76
14	TENGNOUPAL	1446333	31352.27	1113	130.63	236	31.06	7385	139401.68	19766	1032.71	13495	379.07
15	THOUBAL	8531452	217790.3	29578	7756.47	1367	150.09	96288	248706.62	119724	7080.65	36498	935.06
16	UKHRUL	3644001	76804.84	2139	216.11	0	0	26290	3666.37	56101	3056.35	18434	480.76
Grand	**Total**	**97131116**	**2375646**	**111745**	**26292.87**	**24471**	**2848.01**	**1025576**	**2564665.59**	**1861942**	**114492.2**	**564208**	**14989.04**

Status of RSETIs in Manipur as on 30 September 2024

Progress in Rural Self-Employment Institute (RSETI): Churachandpur
Sponsoring Bank : State Bank of India

Name of Bank/ FI	**State Bank of India**	
District	**Churachandpur**	
Training Programme	**Current Financial Year**	**Cumulative**
No. of training Programme	20	219
No. of Trainee	628	4862
Settlement		
With Bank Finance	102	1772
With Self Finance	117	1442
Wage Employment	0	37
Total Settlement	219	3231
Settlement %	34.87%	66.45%

Progress in Rural Self-Employment Institute (RSETI): Kakching
Sponsoring Bank : Punjab National Bank

Name of Bank/ FI	**Punjab National Bank**	
District	**Kakching**	
Training Programme	**Current Financial Year**	**Cumulative**
No. of training Programme	17	55
No. of Trainee	502	1513
Settlement		
With Bank Finance	168	854
With Self Finance	49	164
Wage Employment		
Total Settlement	217	1019
Settlement %	41.10%	65.90%

Progress in Rural Self-Employment Institute (RSETI): Imphal West
Sponsoring Bank : State Bank Of India

Name of Bank/ FI	**State Bank of India**	
District	**Imphal West**	
Training Programme	**Current Financial Year**	**Cumulative**
No. of training Programme	7	17
No. of Trainee	222	538
Settlement		
With Bank Finance	10	10
With Self Finance	19	19
Wage Employment		
Total Settlement	29	30
Settlement %	13.06	5.57

Financial literacy initiatives by Banks:

A. Setting up of CFL (Centre for Financial Literacy):

All 24 CFLs have been operationalised in the State

S. No.	District	Sponsor Bank	Base Block/CFL	Remarks
1	Bishnupur	PNB	Moirang	Launched
2	Chandel	SBI	Chandel	Launched
3		SBI	Khangbarol TD	Launched
4	Churachandpur	SBI	Lamka South TD	Launched
5		SBI	Lanva TD	Launched
6		SBI	Suangdoh TD	Launched
7		SBI	Samulamlan TD	Launched
8	Imphal East	PNB	Keirao Bitra	Launched
9	Imphal West	SBI	HaorangSabal	Launched
10	Jiribam	PNB	Jiribam CD	Launched
11	Kakching	SBI	Kakching	Launched
12	Kamjong	PNB	Kamjong TD	Launched
13	Kangpokpi	SBI	Kangpokpi	Launched
14		SBI	Saikul TD	Launched
15		SBI	Kangchup Geljang TD	Launched
16	Noney	PNB	Longmai(Noney) TD	Launched
17	Pherzawl	SBI	Tipaimukh TD	Launched
18	Senapati	SBI	Tadubi	Launched
19		SBI	Purul TD	Launched
20	Tamenglong	PNB	Tamenglong	Launched
21	Tengnoupal	PNB	Tengnoupal	Launched
22	Thoubal	SBI	Thoubal CD	Launched
23	Ukhrul	PNB	Ukhrul	Launched
24		PNB	Jessami TD	Launched

Opening of Bank branches in Unbanked Blocks in Manipur

As decided in the SLBC, Sub-committee meeting held on 14.02.2013 at the Conference Hall of Manipur Secretariat, the following Banks have been allotted to open their Branches in the unbanked blocks as given below.

In the last combined SLBC meeting for March & June Quarter 2024 held on 4th September 2024 under the Chairmanship of the Chief Secretary, Government of Manipur reviewed the progress of opening branches in Unbanked blocks and Unbanked ULBs, and Paomata TD Block was re-allotted to SBI. Approved minutes of the meeting have been circulated to all members of the committee. Member Banks /Dept. have been advised to submit their action taken reports. The present status is as under:

Sl No	District	Name & Block	Centre	Allotted Bank	Remarks/ Status
1	Kangpokpi	Island TD	Island	IOB	Opened
2	Kangpokpi	Saitu Gamphazol TD	Saitu Gmaphazol	PNB	Opened
3	Chandel	Khenjoy TD	Khenjoy	ICICI	Opened
4	Tengnoupal	Machi TD	Machi	BOB	Opened
5	Tengnoupal	Tengnoupal TD	Tengoupal	MRB	Opened
6	Tamenglong	Tamei TD	Tamei	SBI	Opened
7	Noney	Nungba TD	Nungba	MRB	Opened
8	Churachandpur	Lamka South TD	Lamka	MRB	Opened
9	Churachandpur	Samulamlan TD	Samulamlan	PNB	Opened
10	Churachandpur	Lanva TD	Pearsonmun	SBI	Opened
11	Churachandpur	Saikot TD	Saikot	MSCB	Opened
12	Pherzawl	Thanlon TD	Thanlon	SBI	Opened
13	Noney	Khoupum TD	Khoupum	UCO	Opened
14	Kamjong	Phungyar TD	Phungyar	CBI	Opened
15	Ukhrul	Lungchungmaphei TD	Lungchungmaphei	BOB	Opened
16	Senapati	Phaibung Khullen TD	Phaibung Khullen	UCO	Opened
17	Ukhrul	Chingai TD	Chingai	BOB	Not Opened.
18	Kamjong	Kasom Khullen TD	Kasom Khullen	PSB	Not Opened.
19	Senapati	Wilong TD	Wilong	BOB	Not Opened.
20	Senapati	Purul TD	Purul	Indian Bank	Not opened.
21	Senapati	Paomata TD	Paomata	SBI	Not opened
22	Kangpokpi	T Waichong TD	T.Waichong	PSB	Not opened
23	Tamenglong	Tousem TD	Tousem	PNB	Not opened.
24	Churachandpur	Henglep TD	Henglep (S.Kholian-site changed)	ICICI	Not opened.
25	Churachandpur	Sangaikot TD	Sangaikot	AXIS	Not opened.
26	Pherzawl	Vangai Range TD	Vangai Range	HDFC	Not opened.
27	Pherzawl	Tipaimukh TD	Tipaimukh	SBI	Not opened.

All allotted banks were advised to expedite the process of opening the branch in the allotted blocks in the last sub-committee meeting.

Total unbanked blocks identified as on 14.02.2013 : 27

Opened as on 31.12.2023 :16

Pending as on 31.12.2023 :11

In the "Review Meeting of Unbanked Blocks and DBT implementation in the State" held on 26-05-2020, 12 new Unbanked Blocks were allotted Banks for opening branches, and in 62th SLBC meeting held on 9th June 2020 Lungtin Block was re-allotted to PNB.

The progress was reviewed in the last combined SLBC meeting for March & June Quarter held on 4th September 2024.

NEW UNBANKED BLOCKS

Sl No	District	Name & Block	Name of the Bank	Remarks/ Present Status
1	Jiribam	Bokobekra	HDFC	Not opened.
2	Kangpokpi	Champhai	PNB	Not opened.
3	Kangpokpi	Lhungtin		
4	Kangpokpi	Bungte Chiru	PSB	Not opened.
5	Kangpokpi	Kangchup Geljang	SBI	Branch opened
6	Ukhrul	Jessami	SBI	Not opened.
7	Kamjong	Shahanphung	BOI	Not opened.
8	Chandel	Khangbarol	Canara Bank	Not opened.
9	Churachandpur	Mualnuam	AXIS Bank	Not opened.
10	Churachandpur	Kangvai	ICICI	SBI Loktak Hepa Branch is functioning
11	Churachandpur	Suangdoh	PNB	Not opened.
12	Noney	Haochong	HDFC	Branch opened

Allocation of Bank for opening branches at unbanked towns/ULBs in Manipur

Sl. No	Name of the ULB	District	Population (2011 Census)	Name of the Bank	Opening Status
A. Municipal Councils					
1	Sugnu MC	Kakching	5132	SBI	Branch opened
2	Lamlai MC	Imphal East	4601	Yes Bank	MRB Branch opened
3	Kakching Khunou MC	Kakching	11379	SBI	Not opened.
4	Kwakta MC	Bishnupur	8579	BOM	Not opened.
5	Shikhong Sekmai MC	Thoubal	7390	Indusind Bank	Not opened.
B. NAGAR PANCHAYAT					
6	Samurou NP	Imphal West	16582	Union Bank of India	Not opened.
7	Thongkhong Laxmi NP	Imphal West	14878	PNB	Not opened.
8	Lilong (IW) NP	Imphal West	12427	PNB	SBI Branch Opened
9	Andro NP	Imphal East	8744	Canara Bank	Not opened.
10	Lamshang NP	Imphal West	8130	Indian Bank	Branch opened
11	Oinam NP	Bishnupur	7161	BOI	Branch opened

Roadmap for opening CBS Enabled Banking Outlet in villages having population more than 5000 without a bank branch of a scheduled commercial bank for the state of Manipur

Sl. No	Name of District	Name of Village with population >5000	Population	Bank Branch (Yes/No)- Name of Bank	Remarks	Allotted to Bank for opening of Branch duly approved in the DCC/SLBC	No of Brick & Mortar Br. To be opened (Jan-16 to Mar-16)	No of Brick & Mortar Br. To be opened (April-16 to Mar-2017)
1	Senapati	Makhrelui	5,971	Yes	Village located in Senapati town having SBI, HDFC, CBI, UBI, UCO bank br.	N/R		April-16 to Mar-2017
2	Senapati	Tadubi	5,847	Yes	SBI Opened			
3	Senapati	Kalinamei	7,053	No		Bank of Baroda		April-16 to Mar-2017
4	Senapati	Punanamei	6,380	No	UBI CSP	SBI		April-16 to Mar-2017
5	Senapati	Shajouba	7,456	No		UCO		April-16 to Mar-2017
6	Senapati	Laii	5,518	No		Bank of India		April-16 to Mar-2017
7	Senapati	Liyai Khullen	7,153	No		Union Bank		April-16 to Mar-2017
8	Senapati	Tungjoy	5,988	No		Canara Bank		April-16 to Mar-2017
9	Senapati	Phuba Khuman	5,526	No		Canara Bank		April-16 to Mar-2017
10	Senapati	Purul Atongba	5,043	No		Bank of Maharashtra		April-16 to Mar-2017
11	Senapati	Purul Akutpa	6,168	No		Punjab National Bank		April-16 to Mar-2017
12	Churachandpur	Tuibong	8,085	Yes	SBI Opened			
13	Churachandpur	Bijang	5,020	No	SBI CSP	Punjab National Bank		April-16 to Mar-2017

Sl. No	Name of District	Name of Village with population >5000	Population	Bank Branch (Yes/No)- Name of Bank	Remarks	Allotted to Bank for opening of Branch duly approved in the DCC/SLBC	No of Brick & Mortar Br. To be opened (Jan-16 to Mar-16)	No of Brick & Mortar Br. To be opened (April-16 to Mar-2017)
14	Churachandpur	Vengnuam	7,302	No	DCC Churachandpur confirmed that there are no banks within the boundary of the village.	Canara Bank		April-16 to Mar-2017
15	Bishnupur	Leimapokpam	8,120	No	MRB CSP	Indian Bank		April-16 to Mar-2017
16	Bishnupur	Ngaikhong Khullen	5,256	Yes	Village located in Bishnupur town having AXIS, SBI, UBI, UCO etc	N/R		April-16 to Mar-2017
17	Bishnupur	Kwakta (Pt)	10,735	No	UBI CSP	Axis Bank		April-16 to Mar-2017
18	Bishnupur	Kha Thingungei	10,107	No		Bank of India		April-16 to Mar-2017
19	Bishnupur	Thanga	14,316	No	UBI CSP	Central Bank of India		April-16 to Mar-2017
20	Bishnupur	Wangoo Ahallup	9,148	No	MRB CSP	HDFC		April-16 to Mar-2017
21	Thoubal	Maibam Konjil	5,696	No	SBI CSP	ICICI		April-16 to Mar-2017
22	Thoubal	Irong Chesaba	6,749	No	SBI CSP	HDFC		April-16 to Mar-2017
23	Thoubal	Leisangthem	6,118	No	SBI CSP	Indian Overseas Bank		April-16 to Mar-2017
24	Thoubal	Khekman	7,157	No	PSB Branch Opened	Punjab & Sind Bank		April-16 to Mar-2017
25	Thoubal	Moijing	7,428	No	UBI CSP	Bank of Maharashtra		April-16 to Mar-2017
26	Thoubal	Khangabok	16,344	No	UBI CSP	Bank of Baroda		April-16 to Mar-2017
27	Thoubal	Sangaiyumpham	11,311	Yes	MRB opened	Manipur Rural Bank		April-16 to Mar-2017
28	Thoubal	Tentha	9,087	No	MRB CSP	Indusind Bank		April-16 to Mar-2017
29	Thoubal	Wangkhem	5,235	No	UBI CSP	Yes Bank		April-16 to Mar-2017
30	Thoubal	Heirok Part I (Pt)	9,574	No	MRB CSP	IDBI		April-16 to Mar-2017
31	Thoubal	Heirok Part I I (Pt)	6,205	No	MRB CSP	Indian Bank		April-16 to Mar-2017
32	Kakching	Irengband	10,600	No	UBI CSP	Bank of Baroda		April-16 to Mar-2017
33	Kakching	Wabagai	8,578	No	UBI CSP	SBI		April-16 to Mar-2017

Sl. No	Name of District	Name of Village with population >5000	Population	Bank Branch (Yes/No)- Name of Bank	Remarks	Allotted to Bank for opening of Branch duly approved in the DCC/SLBC	No of Brick & Mortar Br. To be opened (Jan-16 to Mar-16)	No of Brick & Mortar Br. To be opened (April-16 to Mar-2017)
34	Kakching	Hiyanglam I	8,872	No	UBI CSP	Axis Bank		April-16 to Mar-2017
35	Kakching	Langmeidong	5,935	No	UBI CSP	Punjab National Bank		April-16 to Mar-2017
36	Kakching	Arong Nongmaikhong	5,571	No	MRB CSP	Punjab & Sind Bank		April-16 to Mar-2017
37	Kakching	Wangoo	6,134	No	CSP MRB	Indian Overseas Bank		April-16 to Mar-2017
38	Imphal West	Kanglatongbi	7,152	Yes	PNB Opened	Punjab National Bank		April-16 to Mar-2017
39	Imphal West	Sekmai(Part)	5,162	Yes	SBI Opened			
40	Imphal West	Khurkhul	6,450	No	CBI CSP	Central Bank of India		April-16 to Mar-2017
41	Imphal West	Patsoi	5,358	Yes	BOB Opened			
42	Imphal East	Keirao Makting	5,319	No	PNB CSP	Punjab National Bank		April-16 to Mar-2017
43	Imphal East	Tulihal	5,594	Yes	HDFC Yairipok Branch opened	Canara Bank		April-16 to Mar-2017
44	Imphal East	Yambem	5,705	No	SBI CSP	Union Bank		April-16 to Mar-2017
45	Imphal East	Changamdabi	6,419	No	SBI CSP	UCO Bank		April-16 to Mar-2017
46	Ukhrul	Hundung	10,785	No	UBI CSP	Bank of Baroda		April-16 to Mar-2017

Provision for banking services through banking outlets or part-time banking outlets in the villages as on 30-09-2024

Name of District	Total Villages	Above 5000			2000-5000			Below 2000			Total	
		Nos. of Villages	Banked	Unbanked	Nos. of Villages	Banked	Unbanked	Nos. of Villages	Banked	Unbanked	Banked	Unbanked
Imphal West	107	4	4	0	36	36	0	67	67	0	107	0
Imphal East	141	4	4	0	42	42	0	95	95	0	141	0
Jiribam	50	0	0	0	2	2	0	48	48	0	50	0
Thoubal	61	11	11	0	21	21	0	29	29	0	61	0
Kakching	26	6	6	0	20	20	0	10	10	0	26	0
Bishnupur	48	6	6	0	20	20	0	22	22	0	48	0
Churachandpur	507	3	3	0	14	14	0	490	490	0	507	0
Pherzawl	89	0	0	0	2	2	0	87	73	7	75	7
Senapati	136	11	11	0	42	42	0	83	83	0	136	0
Kangpokpi	533	0	0	0	6	6	0	527	527	0	533	0
Tamenglong	117	0	0	0	3	3	0	114	114	0	117	0
Noney	57	0	0	0	4	4	0	53	53	0	57	0
Ukhrul	95	1	1	0	12	12	0	82	82	0	95	0
Kamjong	118	0	0	0	1	1	0	117	106	4	107	4
Chandel	267	0	0	0	1	1	0	266	266	0	267	0
Tengnoupal	163	0	0	0	1	1	0	162	162	0	163	0
Total	**2515**	**46**	**46**	**0**	**217**	**217**	**0**	**2252**	**2227**	**11**	**2504**	**11**

STATE BANK OF INDIA

7. STATEMENT GIVING DETAILS OF DCC/ DLRC MEETINGS HELD DURING April' 2024 To March' 2025

	NAME OF THE CIRLCE : North Eastern Circle		(iv)					
S.NO.	**NAME OF THE STATE / U.T**	**NAME OF THE DISTRICT**	**DATE OF DISTRICT LEVEL REVIEWING COMMITTEE (DLRC) MEETINGS**				**WHETHER ATTENDED BY MPs/MLAs/ZP CHIEFS (Name & Date)**	**IN CASE NO MEETING CONVENED, REASONS THEREOF***
(i)	**(ii)**	**(iii)**	**I-Qtr.(April - June)**	**II-Qtr. (July-Sep)**	**III-Qtr. (Oct-Dec)**	**IV-Qtr. (Jan-Mar)**	**(v)**	**(vi)**
1	**MANIPUR**	Imphal West	30.08.2024				No	
2	**MANIPUR**	Churachandpur	26.08.2024				No	
3	**MANIPUR**	Thoubal	09.08.2024				No	
4	**MANIPUR**	Kakching	21.08.2024				No	
5	**MANIPUR**	Senapati	20.08.2024				No	
6	**MANIPUR**	Kangpokpi	29.08.2024					
7	**MANIPUR**	Pherzawl	09.08.2024				No	There is no Bank Branch in Pherzawl District. Thanlon Sub-Division has been reamalgamated to Churachandpur District vide Govt. of Manipur, Revenue Department notification dated 6th January, 2022 published in Manipur Gazette no. 337 dated 7th January, 2022
8	**MANIPUR**	Bishnupur	20.08.2024				No	
9	**MANIPUR**	Noney	07.08.2024				No	
10	**MANIPUR**	Imphal East	27.08.2024				No	
11	**MANIPUR**	Tengnoupal	08.08.2024				No	
12	**MANIPUR**	Ukhrul	19.09.2024					
13	**MANIPUR**	Jiribam	16.10.2024				No	
14	**MANIPUR**	Chandel	09.08.2024				No	
15	**MANIPUR**	Kamjong					No	
16	**MANIPUR**	Tamenglong	19.08.2024				No	

***In case the meeting could not be convened during the quarter, reason may be furnished in column No. (vi)**

MINUTES OF THE 78th & 79th SLBC MEETING, MANIPUR FOR THE QUARTERS ENDING MARCH AND JUNE 2024

The combined SLBC meeting for the quarters ended March and June, 2024 was held on 4th September 2024 in the Conference Hall, South Block, Old Secretariat, Imphal. Dr. Vineet Joshi, IAS, Chief Secretary, Govt. of Manipur and Chairman SLBC, Manipur chaired the meeting through VC.

Ms. Anna Arambam, Director, Institutional Finance, Government of Manipur welcomed all the members present offline and online. She also welcomed Shri N. Sridhar, General Manager, RBI, Imphal and Shri Partha Mandal, General Manager, NABARD, Imphal who are attending SLBC for the first time after taking their charge in Manipur and also Shri Samrat Aich, Zonal Head, ICICI Bank and Shri Lopsang Sherpa, Regional Head, Bank of Baroda who attended the meeting. She also explained that due to various compelling reasons, SLBC meeting could not be held on time and SLBC Sub-Committee meetings also had to be cancelled few times due to unavoidable circumstances and would make efforts to hold the meetings in time in future.

Thereafter, Shri Namkoi Kangba, Coordinator, SLBC, Manipur presented the agenda items for discussion/deliberations of the House.

List of participants is in **Annexure.**

Agenda 1: Adoption of minutes of the last SLBC meeting.

The minutes of the 77th meeting held on 27th March, 2024 was adopted by the House as there was no request for amendment.

Agenda 2: Review of Deposit, Advances and CD Ratio.

The CD ratio of the State has improved at 84% at the end of June, 2024 quarter from 79% of June, 2023 and 78% of March, 2024. IndusInd Bank has the lowest CD ratio at 9.16% and the bank needs to improve their CD ratio to 60%; in this regard, the representative of the Bank present in the meeting was advised to take up the matter with the higher authorities as it is a serious issue. There are 6 banks viz., NESFB, HDFC, CBI, YES, IDBI and Bandhan with CD ratio below 60%.

Among the districts, Jiribam district has CD ratio below 40% at 38.38%. Bandhan Bank in Jiribam district has CD ratio of only 5.78%. All these banks should make efforts to improve their CD ratio and achieve national benchmark of 60%. If there are specific issues, the banks should discuss the matter with SLBC.

(Action: IndusInd, NESFB, CBI, YES Bank, IDBI, Bandhan Bank & LDM Jiribam District)

Agenda 3: Review of Credit Disbursement and ACP achievement.

The overall achievement of ACP stands at 38%. The achievement of Agri Sector is 22%, MSME Sector is 48%, Other Priority Sector is only 6% and Non-Priority Sector is 43%. While the overall achievement of ACP is reasonably good, GM, NABARD highlighted the low achievement in Other Priority Sector and if there is improvement in Other Priority Sector,

the overall achievement will further improve and also the need to give Agri Sector more emphasis and more thrust. Further, 3(three) banks, viz., Indusind, NESFB and YES bank have reported 0% achievement and 7(seven) banks, viz., CBI, PSB, Bandhan, MSCB, UCO, PNB and IOB have reported below 10% achievements. These banks need to put efforts for achievement of the ACP targets.

Banks also need to give importance to Priority Sectors. Only few banks like SBI, PNB, PSB and IOB have given KCC loans for Animal Husbandry and Fisheries. All banks should contribute for sanction of KCC loans for Animal Husbandry and Fisheries. Zonal Head, ICICI submitted that now they do not have appraisal and processing set up in Manipur for these loans and they have taken up the matter.

(Action: All banks)

Agenda 4: a) Opening of Bank Branches at Unbanked Blocks, Unbanked Urban Local Bodies.

There are still 21 unbanked Blocks and 6 unbanked Urban Local Centres and 3 unbanked villages with population above 3000 identified for opening bank branches. In the last 6 months, no progress is visible for opening of brick and mortar bank branches in these centres except Paomata Block and Kakching Khunou MC where SBI will open branch shortly.

In Kangvai block, Churachandpur district, there is a SBI branch at Loktak HEPA. Therefore it was decided to remove Kangvai block from the list of unbanked blocks. However, ICICI bank which has been allotted to open a bank branch at Kangvai block should still make efforts to open a branch in the Block. ICICI Bank submitted that they are not able to open branches and banking outlets allotted to them due to lack of infrastructures. They also submitted that their branch opened at Saibol Joupi, Chandel District is not functioning for the last many months due to connectivity and other issues and not able to adhere to required compliances.

IG (Ops), Police Department has taken a review of security issues with banks allotted to open branches and submitted that except for few far flung areas where deployment of more security personnel is required, there are no security issues and bank may open their branches if other infrastructures are available.

GM, RBI put forth a suggestion that if banks allotted to open a branch is not able to open bank branch for security reasons, they need to contact District Administration and Superintendent of Police of the District and submit a report to the Chairman for consideration. For all other reason, SLBC Convenor may convene a meeting with the individual banks to discuss the issues and submit a report to the Chairman for consideration. The suggestion was well taken and it was decided to convene a meeting by the SLBC convenor at the earliest with individual banks allotted for opening of branch to discuss issues for opening bank branches in all unbanked blocks.

b) Penetration of ATM/Branches in Manipur.

The number of ATMs installed in the State is low and banks need to install more ATMs to reach the National level. Therefore, banks have been given targets for expansion of ATMs by Dec, 2024 in the districts where more ATMs are required as under:

1. Chandel – 3
2. Kakching – 9
3. Kamjong -2
4. Kangpokpi -9
5. Noney – 1
6. Senapati – 14
7. Tamenglong - 5

The bank-wise targets will be distributed to the concerned banks and all banks allotted to install ATMs were advised to achieve the target by December, 2024

(Action: Banks given targets to install ATMs)

c) NSFI 2019-24 milestone which aims to provide banking access to every village within 5 km radius or hamlet of 500 households and unbanked villages with population less than 500.

There are 161 villages without banking outlets within 5 km radius with a population of less than 400. It was decided by the House to seek report from Deputy Commissioners of the Districts whether the villages in their respective districts is feasible for banks to open banking outlets in the villages.

(Action: SLBC and Department of Institutional Finance)

d) Inactive Fixed Point Business Correspondent (BC) outlets & Incentive Scheme for CSP/BC of Banks operating in North East states.

The position of inactive BC outlets is as under as the end of March, 2024

Bank Name	Inactivity (%)- Mar 2024
Airtel Payments Bank Limited	7.84%
State Bank of India	16.18%
Punjab National Bank	17.65%
Central Bank of India	20.00%
Bank of Baroda	21.82%
HDFC Bank Ltd	49.44%
India Post Payments Bank Limited	57.14%
Paytm Payments Bank Limited	62.86%
IDFC First Bank Ltd.	64.29%
Fino Payments Bank Limited	65.28%
Indian Bank	66.67%
UCO Bank	68.18%
Canara Bank	100.00%

All banks have been advised to identify the inactive BC outlets and activate them or delist them if activation is not possible so that the percentage of active BC outlets is improved.

(Action: Banks with inactive BC outlets listed above Banks)

GM, NABARD also informed the House that NABARD has a good scheme of Incentive for CSP/BC operating in North Eastern states for all Scheduled Commercial and Payments banks and invited banks to contact them for details to avail the scheme. He also apprised the House that they provide Micro ATMs to Manipur Rural Bank and Manipur Co-operative banks and Payments banks. Banks can utilize the schemes to activate the inactive BC outlets.

(Action: All allotted Banks)

Agenda 5: 100% Digitalization of Districts and Expanding and Deepening of Digital Payment Ecosystem.

As at the end of the quarter ended June 2024, the State has achieved 94.52% digitalization. IOB, MSCB, IDBI, PSB, Canara and Indian Bank have achieved less than 90% till the end of the quarter. Among the districts, Kangpokpi has the least achievement at 82.59% All banks were advised to make efforts to achieve 100% digitalization by the given timeline of FY 2024-25.

It was also suggested by GM, NARBARD to utilize Financial Literacy Camps by banks to create awareness and sensitize the people and also to conduct specific camps for digitalization on a mission mode to achieve the targets. He also advised the banks to include the topic of online frauds and cyber security issues in the financial literacy camps.

(Action: All Banks)

Agenda 6: Review of opening of RSETIs in old 9 districts.

Out of the 9 old districts, RSETIs is yet to be set up in 6 districts. SBI has appointed Director for Senapati RSETI and necessary approval provided for renovation of the premises and purchase of furniture. For districts allotted to PNB, no progress has been made on the ground that approval and RSETI code has not been provided by MORD. PNB has been urged to follow up the matter and expedite opening of RSETIs. SBI has also been urged to initiate steps of opening of RSETIs in the remaining districts allotted to it.

(Action: PNB & SBI)

Agenda 7: Approval of ACP target for 2024-25.

The ACP for 2024-25 was approved by the House. All banks were advised to achieve the targets. GM, NABARD supplemented that the Scale of Finance (SOF) for Short Term Crops loans and Unit Cost of Investments (UCI) for Long Term Loans has been finalized with enhancement. Banks can be guided by these to augment AGRI loans and also requested the banks and line departments to give feedback so that it can make necessary changes for next FY.

Agenda 8: Approval of PMEGP target for 2024-25.

The PMEGP target for 2024-25 (Annexure-I) was approved by the House. The target for this FY has been reduced and all banks were advised to achieve the targets.

(Action: All Banks)

Agenda 9: Approval of PMFME target for 2024-25 and review of performance.

The target for PMFME (Annexure-II) was approved by the House all banks are advised to achieve the targets. There are many applications pending for disposal by banks in the PMFME portal. All banks were advised to verify the applications and dispose of the pending applications at the earliest.

(Action: All Banks)

Agenda 10: Review of CMESS (Chief Minister Entrepreneurship Support Scheme).

Director, Planning Department highlighted the progress of CMESS. Only 4 out of 246 selected applicants have been sanctioned loans so far. Therefore, they have not submitted the subsequent applicants till now. Since banks are sanctioning many MSME loans covered by CGTMSE, it was requested that sanction of loans under CMESS may also be taken up. Since CMESS is a priority project of Hon'ble CM, she requested the banks to make it a success. She also submitted that the Department is sanctioning subsidy upfront so that banks can sanction the loans.

All banks were also advised to disseminate CMESS down to branch level so they do not reject the applications due to lack of knowledge of the scheme.

Agenda 11: Review of PM Vishwakarma Scheme.

769 loan applications under PM Vishwakarma Scheme have been sent to banks. 156 applications have been sanctioned and 140 applications have rejected by banks. 473 applications are pending for disposal. All banks have been advised to dispose of the applications at the earliest.

(Action: All Banks)

Agenda 12: Review of the performance of SSS.

The performance for enrollment of Social Security Schemes viz. PMJJBY, PSBY and APY was reviewed. Total enrolment during the quarter is 4839 for PMJJBY, 16057 for PMSBY, and 1251 for APY. Director, Institutional Finance stated performance of these schemes are monitored by PMO and included in the agenda for CM conclave. All banks should put efforts for saturation of the schemes.

(Action: All Banks)

Agenda 13: Review of Implementation of relief measures up to 30.09.2024.

RBI has given approval for extension of time up to 30.9.2024 for implementation of relief measures due to riots/disturbances in the State. Since there are not many days left, SLBC and banks may publicize the relief measures to create awareness among the borrowers. Banks were also advised to act proactively to provide relief measures to all eligible who want to avail these measures.

(Action: All Banks)

Agenda 14: Land records for sanction of loans – Agristat.

Revenue Department shared that they have not fully developed the records for verification of documents by banks due to various issues. They are working on it and may take another 5-6 months. Agri Department also submitted that they have signed MOU with Central Govt. Once the system is fully developed, it will be beneficial for all.

Agenda15: Pending release of SC/OBC students' scholarship due to non-seeding of Aadhaar with bank accounts.

Many SC/OBC students have not received scholarship due to non-seeding of Aadhaar with account number. Banks could not act as details of bank and account no. is not provided. MOBC has submitted that they have taken with the Ministry of Social Justice for the details and list will be provided as soon as the same is received by them.

(Action: MOBC Department & All Banks)

Agenda 16. Miscellaneous with the permission of the Chair.

i) NABARD requested for constitution of District and State Level Committees for IDPs at the earliest as the matter is a directive of the Supreme Court.

ii) Director, Planning Department informed that the Government plans to have a function for distribution of loans under CMESS, Start Ups, etc. by the end of September, 2024. She requested banks to prepare loans sanction for distribution.

(Dr. Vineet Joshi)
Chief Secretary, Govt. of Manipur
& Chairman, SLBC Manipur

ANNEXURE

Participants on SLBC Meeting for the Quarter Ended March & June 2024 held on 04.09.2024

State and Central Govt Officials				
SL No.	**Name**	**Department**	**Designation**	**Contact Number**
1	Dr. Vineet Joshi, IAS	Govt. of Manipur	Chief Secretary, Manipur & Chairman, SLBC	
2	Anna Arambam, IAS	DIF	Director	
3	Miranda Rajkumari, MFS	DIF	Dy Secretaty Finance	8414921696
4	I K Muivah, IPS	Police	IGP (Ops)	9402752341
5	A Subash, IAS	DC	DC Thoubal	9862277899
6	Y Sher Singh	AC to DC/ IE		7005200412
7	Khuprel Sadu	Horticultur & Soil Conservation	Joint Dir	9612811846
8	Ch Ningthouba Meitei	RD& PR	Account Officer	8974369786
9	Dr Kh Kulkarni Devi			7005340170
10	G Kairta	MSRLM	SMM	8415981782
11	D R Lama	KVIC		9435277775
12	Rojit Irom, MPS	Police	Addl. AIG (Ops)	8258889611
13	Tanushree Naorem, MCS	Secretariat	SO to CS	7308696191
14	N Gojendro, MCS	Agriculture	Director	7085383671
15	Ranjan Yumnam, IAS	Home Dept	Joint Secretry	6909363230
16	Yumnam Robita, IAS	TCI	Director	9436030354
17	N Bandana, IAS	MSRLM	SMD	
18	N Kheda Verta Singh, IRS	Revenue Dept	Secretary	9830797775
19	M Joy Singh, IAS	MAHUD	Commissioner	8974459923
20	N Kulkarani Devi	Planning	Director	9436020037
21	Akoijam Bijaya Devi	Fishery	F.I	8794913954
22	Linda Ningombam, MCS	MOBC	Deputy Director	8787442911
23	Yumnam Nelson, MCS	Land Resources	Joint Secretary	7005749448
24	L Meena Devi	IT Dept	IO	7085055190
25	Raja Bardhan	MUDA	SMM	9774579751
26	Asita	MUDA	Dy. Secy	9862028547
27	Peter Salam, MCS	RD& PR	Joint Secretary	
28	In addition to the above, the Deputy Commissioners of the different Districts also attended the meeting through VC			
Commercial Banks, RRBs, Co-Operative Banks, Other Financial Piblic Sector Banks, Officials				
SL No.	**Name**	**Department**	**Designation**	**Contact Number**
1	W Birendra Singh	LDM Kamjong, Jiribam, Tamenglong, Ukhrul		7085055792
2	D Walter	BOM	Deputy Manager	8119911201
3	W Premjit Singh	UCO Bank	Sr Manager	8415929298
4	Soubam Pinaki	BOI	Sr Manager	9366973157
5	P Premananda Singh	CBI	Chief Manager	9402880245
6	L Suraj Meetei	IOB	Manager	9205875407

7	W Labinchandra Singh	IPPB	Executive	9366175682
8	M Netahji Singh	IPPB	EDAAN EXE	8014170297
9	ST Kishore	Bandhan Bank	Branch Head	8837403934
10	N Thoithoi Singh	Bandhan Bank		8787771399
11	Y S Themyo	Canara Bank	Sr Manager	8257087344
12	Sapamcha Korouhanba	HDFC	GRSM	8794749876
13	Laishram Chinglemba	Yes bank	Branch Head	9366711356
14	Ratan singh Laishram	BOB	Sr Manager	7990424101
15	Kundan Kumar	PNB	Dy circle Head	8116302009
16	Abhey Kumar	MRB	Chairman	8171997978
17	Lopsang Sherpa	BOB	RM	8016078214
18	Samrat Aich	ICICI	Zonal Head	9954190813
19	Dipan Dutta	ICICI	Regional Co-ordinator	9101047571
20	Tharoijam Bonny Singh	ICICI	RM	7085014533
21	Akoijam Nongpokngnba Meetei	Indian bank	Sr Manager	9593269071
22	L Angouba Singh	MSCBLtd	DGM	9863314061
23	O Shyamananda Singh	MSCB Ltd	DGM	9863171187
24	Larini Kamei	Axis Bank Ltd	Cluster head, BB	9612416782
25	Homen Moirangthem	Axis Bank Ltd	Cluster head, LS	9862669733
26	Pukhrambam Nareshkumar	MRB	Manager	8794627025
27	I Dinachandra Singh	Union Bank	Sr Manager	8837369089
28	Laishram Ojitkumar	IDBI	Manager	8132075539
29	Santoshi Ch	NESFB		9774558081
30	Yengkhom Ibochou Singh	LDM IE/BPR/TPL & Noney		7005270481
31	Laishram Joychandra	Indusind bank	ASDM	7005315365
RBI and NABARD Officials				
SL No.	**Name**	**Department**	**Designation**	**Contact Number**
1	N Sridhar	RBI	GM	
2	Chamailo M Samuel	RBI	DGM	9435732943
3	Partha Mandal	NABARD	GM	
4	Bendang Aier	NABARD	DGM	9862092197
Convenor Bank Officials				
SL No.	**Name**	**Department**	**Designation**	**Contact Number**
1	Sushanta Dutta	SBI	AGM SLBC NE Circle SBI LHO Guwahati	9435567850
2	Khumukcham Okendra Singh	SBI	AGM, Convenor SLBC Manipur	9436033962
3	N Kangba	SBI	Chief Manager, Co-Ordinator SLBC Manipur	8974037411
4	KSH Rameshwor Singh	LDM Imphal West	Chief Manager	7005842802
5	A Altias	LDM Kakching, Thoubal	Chief Manager	7005389821
6	Pretameshwor Meitei Samom	SBI	Chief Manager	7085057170
7	Dr Meitram Uttam Luwang	LDM Thoubal	Manager	9485435606
8	Thoudam Rameshwor Singh	SBI	Sr. Associate	9862222382